



El Dorado Hills
Community Services District

TREASURY REPORT
September 30, 2019

BOARD OF DIRECTORS

BENJAMIN PAULSEN – PRESIDENT

NOELLE MATTOCK – VICE PRESIDENT

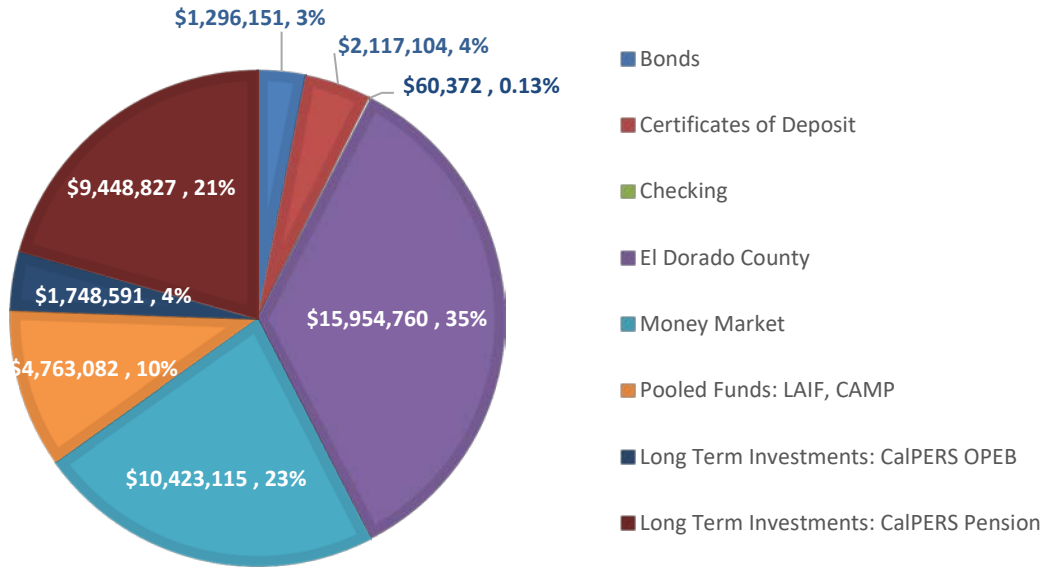
SEAN HANSEN – DIRECTOR

MICHAEL MARTINELLI – DIRECTOR

ALLAN PRIEST – DIRECTOR

GENERAL MANAGER, KEVIN A. LOEWEN

**EL DORADO HILLS COMMUNITY SERVICES DISTRICT
TREASURY REPORT
INVESTMENTS BY TYPE
FOR PERIOD ENDED SEPTEMBER 30, 2019**




**EL DORADO HILLS COMMUNITY SERVICES DISTRICT
TREASURY REPORT
SUMMARY
FOR THE PERIOD ENDING SEPTEMBER 30, 2019**

| GENERAL PORTFOLIO | BOOK VALUE | MARKET VALUE |
|---------------------------------------|----------------------|----------------------|
| EL DORADO COUNTY TREASURER | \$ 15,954,760 | \$ 15,969,986 |
| CAMP-INVESTMENT POOL | 13,106 | 13,106 |
| LAIF - INVESTMENT POOL | 4,749,976 | 4,749,976 |
| UMPQUA BANK (Reconciled Balance) | 7,176 | 7,176 |
| FIVE STAR BANK (Reconciled Balance) | 9,181,750 | 9,371,095 |
| STIFEL SECURITIES | 383,289 | 383,289 |
| STREETSHARES, VETERANS BUSINESS BONDS | 1,047,082 | 1,047,082 |
| WELLS FARGO INVESTMENTS | 3,034,904 | 3,034,904 |
| FIDUCIARY FUNDS, CALPERS PENSION | 9,448,827 | 9,448,827 |
| FIDUCIARY FUNDS, CALPERS OPEB TRUST | 1,748,591 | 1,748,591 |
| TOTAL GENERAL PORTFOLIO | \$ 45,569,461 | \$ 45,774,032 |

1. I hereby certify that the investments are in compliance with the investment policy adopted by the governing board.
2. The District has the ability to meet its budgeted expenditures for the next six months.
3. The market values for funds held in checking accounts and money market funds does not change.
4. The book value for County Pool is the withdrawal value provided by the County Treasurer.
5. The market value of funds held by the County Treasurer equates to the District's pro-rata share of the market value of the entire County investment pool.
6. The fiscal agent provided the market values for investments held in their accounts.
7. The checking accounts include checking and certificates of deposit accounts held in the name of the District.
8. This report meets the requirements of Government Code Section 53646.

Prepared by:
Sherry Shannon, Senior Accountant
Teri L. Gotro, Interim Controller



Authorized by:
Kevin A. Loewen
General Manager

**EL DORADO HILLS COMMUNITY SERVICES DISTRICT
TREASURY REPORT
FUNDS IN COUNTY TREASURY
FOR THE PERIOD ENDING SEPTEMBER 30, 2019**

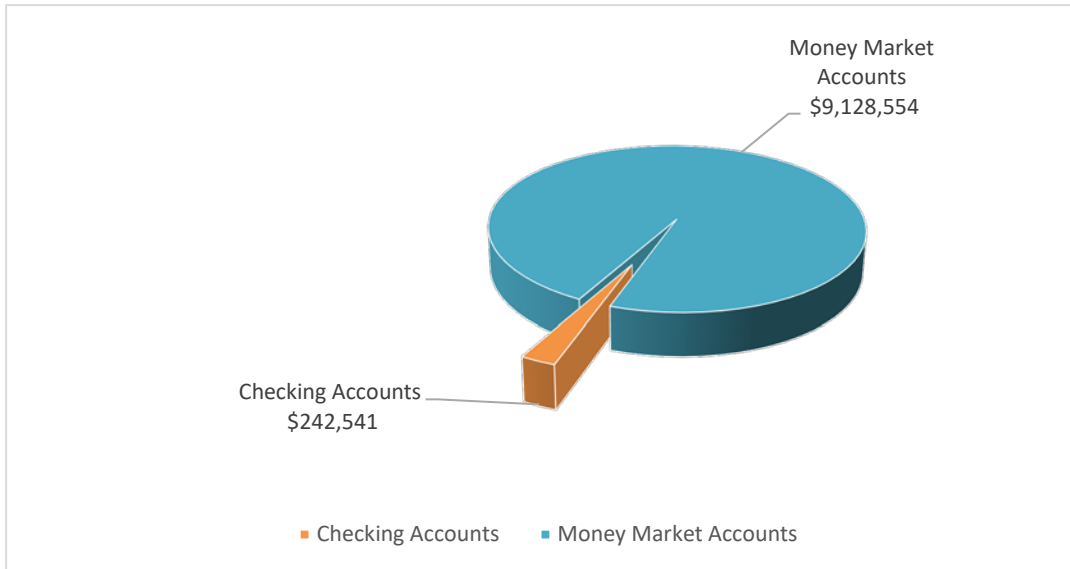
| Fund | Fund Number | Account Number | Interest Earned | Fund Total | |
|---|--------------------|-----------------------|------------------------|----------------------|-------------------|
| General Fund | 001 | 1060 | 1,036 | 34,230 | |
| CC&R's | 011 | 1060 | 14 | 559 | |
| Impact Fees | 018 | 1060 | 62,931 | 15,914,376 | |
| Stonegate | 020 | 1060 | 2 | 458 | |
| Green Valley | 021 | 1060 | 1 | 151 | |
| Promontory | 022 | 1060 | 21 | 646 | |
| Oakridge | 023 | 1060 | 2 | 152 | |
| Oaktree | 024 | 1060 | 2 | 280 | |
| Crescent | 026 | 1060 | 3 | 153 | |
| La Cresta | 027 | 1060 | 2 | 227 | |
| Lake Forest | 030 | 1060 | 2 | 152 | |
| Marina Village | 031 | 1060 | 1 | 151 | |
| Francisco Oaks | 032 | 1060 | 16 | 502 | |
| Highland Hills 3 | 035 | 1060 | 4 | 154 | |
| Hollow Oaks | 037 | 1060 | 2 | 152 | |
| Wild Oaks Park | 038 | 1060 | 1 | 174 | |
| Silva Valley | 039 | 1060 | 5 | 155 | |
| Bass Lake A | 040 | 1060 | 3 | 153 | |
| Roadways | 041 | 1060 | 3 | 212 | |
| Highland Hills 1,2,4 | 042 | 1060 | 1 | 151 | |
| Creeside Greens | 043 | 1060 | 1 | 190 | |
| Bass Lake B | 045 | 1060 | 1 | 151 | |
| Highland View | 047 | 1060 | 7 | 296 | |
| EDH Blvd. | 048 | 1060 | 9 | 488 | |
| Valley View | 050 | 1060 | 7 | 228 | |
| Lake Forest | 056 | 1060 | 14 | 210 | |
| Windsor Point Park | 057 | 1060 | 3 | 153 | |
| Carson Creek | 058 | 1060 | (1) | (203) | |
| Debt Service - WO | 061 | 1060 | 0 | 57 | |
| | | | | | (Note 1) |
| | | | | | Market |
| | | | | | Value Share |
| Total Funds in County Investment Pool | | | \$ 64,095 | \$ 15,954,760 | 15,969,986 |
| Annualized Yield for Quarter Ended 6/30/2019 | | | | | 2.45% |
| Annualized Yield for Quarter Ended 9/30/2019 | | | | | 2.46% |

Note 1: Market value share equates to the District's pro-rata share of the market value of the entire County Pool.

**EL DORADO HILLS COMMUNITY SERVICES DISTRICT
TREASURY REPORT
FUNDS WITH BANKING INSTITUTIONS
FOR THE PERIOD ENDING SEPTEMBER 30, 2019**

| Institution | Account Name | Interest Earned | Reconciled Balance | Bank Balance | Interest Rate | Maturity Date |
|--------------------------------|--|------------------------|---------------------------|---------------------|----------------------|----------------------|
| Umpqua/Five Star | El Dorado Hills CSD - Petty Cash Public Checking Account | \$ 31 | \$ 7,176 | \$ 7,176 | 0.00% | N/A |
| Five Star Bank | El Dorado Hills CSD -Operating Public Checking Account | - | - | 242,541 | 0.00% | NA |
| Five Star Bank | El Dorado Hills CSD - Operating Public Money Market | 55,442 | 9,181,750 | 9,128,554 | 2.37% | N/A |
| Total All Banking Institutions | | <u>\$ 55,442</u> | <u>\$ 9,188,926</u> | <u>\$ 9,378,271</u> | | |

**BANK ACCOUNTS BY TYPE
(BANK BALANCES)
FOR THE PERIOD ENDED SEPTEMBER 30, 2019**



**EL DORADO HILLS COMMUNITY SERVICES DISTRICT
TREASURY REPORT
FUNDS IN INVESTMENT POOL
FOR THE PERIOD ENDING SEPTEMBER 30, 2019**

| Pooled Money Investment Accounts | Interest Earned | Book Value | Market Value | Effective Yield |
|---|------------------------|---------------------|---------------------|------------------------|
| CAMP | \$ 4,845 | \$ 13,106 | \$ 13,106 | 2.22% |
| LAIF Investment Pool | \$ 29,258 | \$ 4,749,976 | \$ 4,749,976 | 2.34% |
| Total All Pooled Funds | \$ 34,103 | \$ 4,763,082 | \$ 4,763,082 | |

Note 1: Book value for pooled funds is the contractual withdrawal amount.

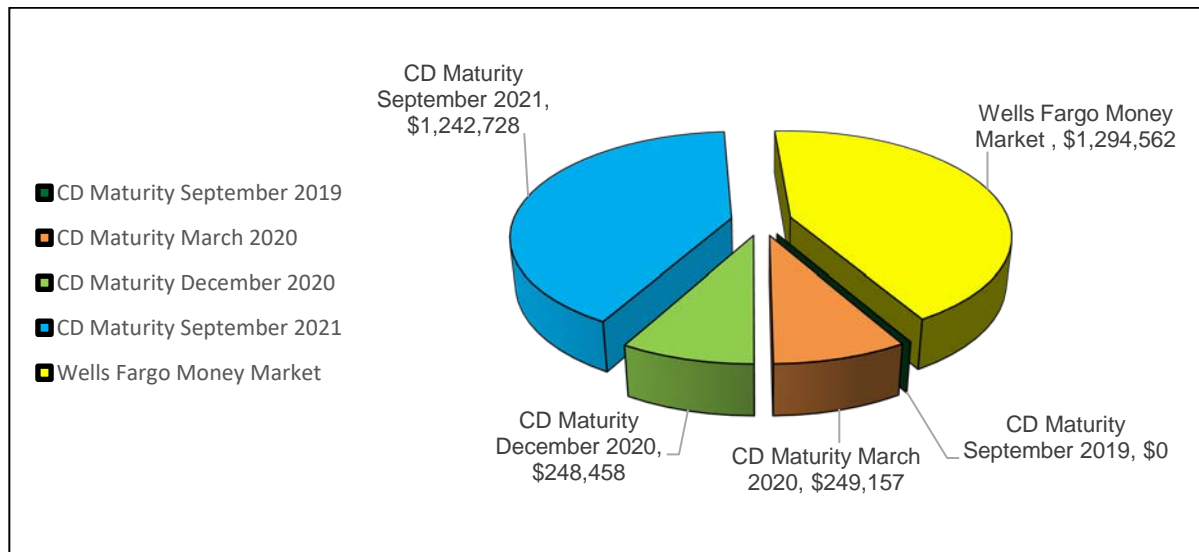
Note 2: Market value share equates to the District's pro-rata share of the market value of the entire Pool.

Note 3: Effective yield as of quarter end.

**EL DORADO HILLS COMMUNITY SERVICES DISTRICT
TREASURY REPORT
FUNDS INVESTED - WELLS FARGO
FOR THE PERIOD ENDING SEPTEMBER 30, 2019**

| Investment | Interest/ Dividends Earned | Current Par | Market Value | Coupon/ Yield | Maturity Date |
|----------------------------------|----------------------------------|---------------------|---------------------|------------------|---------------------|
| WELLS FARGO | | | | | |
| CERTIFICATES OF DEPOSIT | | | | | |
| Mercantil Commerce Bank | 2,473 | - | - | 1.40% | 09/26/19 |
| Bank Leumi USA | 2,291 | - | - | 1.25% | 09/27/19 |
| Ally Bank | 2,379 | - | - | 1.30% | 09/30/19 |
| BMW Bank | 2,312 | - | - | 1.25% | 09/30/19 |
| Web Bank | 1,546 | - | - | 1.30% | 09/30/19 |
| Marlin Business Bank | 1,856 | 250,000 | 249,157 | 1.25% | 03/30/20 |
| HSBC Bank USA | 3,625 | 250,000 | 248,458 | 1.50% | 12/30/20 |
| Comenity Capital Bank | 3,527 | 250,000 | 248,293 | 1.65% | 09/27/21 |
| Capital One | 4,626 | 250,000 | 248,294 | 1.70% | 09/28/21 |
| Capital One Bank USA | 4,626 | 250,000 | 248,294 | 1.70% | 09/28/21 |
| Wells Fargo Bank | 3,421 | 250,000 | 249,511 | 1.70% | 09/28/21 |
| JP Morgan Chase Bank | 4,625 | 250,000 | 248,337 | 1.70% | 09/30/21 |
| MONEY MARKET MUTUAL FUNDS | 148 | | 1,294,562 | 1.98% | 30 day simple yield |
| Total Wells Fargo Investments | <u>\$ 37,454</u> | <u>\$ 1,750,000</u> | <u>\$ 3,034,904</u> | | |

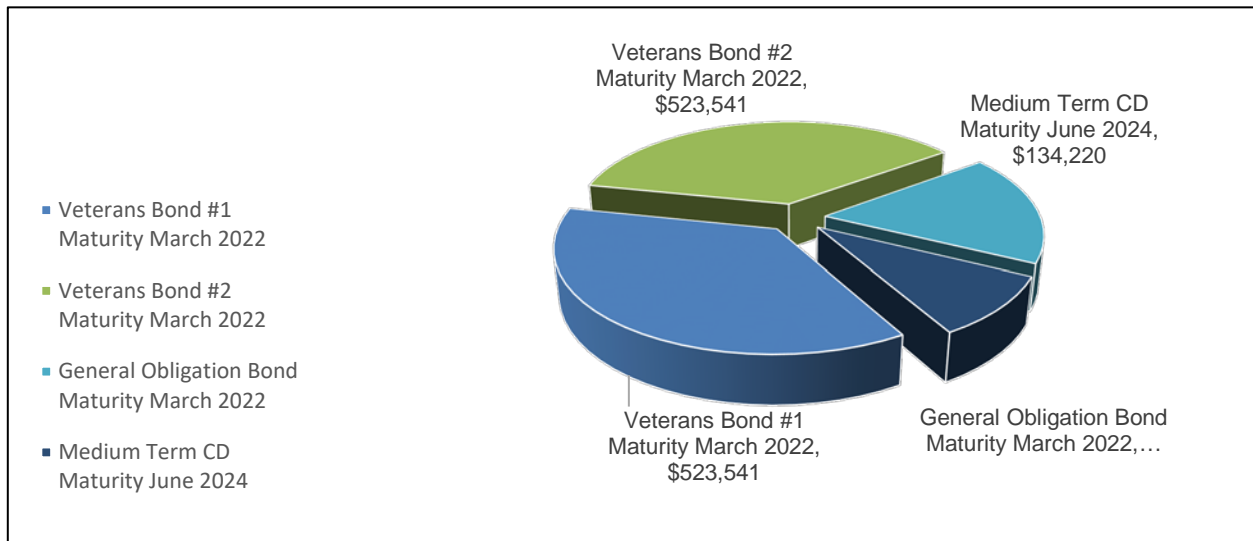
**INVESTMENTS BY MATURITY DATE
(MARKET VALUE)
FOR THE PERIOD ENDED SEPTEMBER 30, 2019**



**EL DORADO HILLS COMMUNITY SERVICES DISTRICT
TREASURY REPORT
FUNDS INVESTED – BONDS/CDs
FOR THE PERIOD ENDING SEPTEMBER 30, 2019**

| Investment | Interest/ Dividends Earned | Current Value | Coupon/ Yield | Maturity Date |
|------------------------------------|----------------------------------|------------------|------------------|---------------|
| StreetShares | | | | |
| Veteran's Business Bonds | | | | |
| Bond #1 | 6,476 | 523,541 | 5.00% | 03/18/22 |
| Bond #2 | 6,476 | 523,541 | 5.00% | 03/18/22 |
| Total StreetShares Investments | \$ 12,951 | \$ 1,047,082 | | |
| Stifel Financial | | | | |
| First Choice Bank: Municipal Bonds | 1,452 | 249,070 | 2.40% | 03/22/22 |
| Celtic Bank: Medium Term CD | 1,442 | 134,220 | 2.60% | 06/21/24 |
| Total Stifel Financial Investments | \$ 2,894 | \$ 383,289 | | |

**INVESTMENTS BY MATURITY DATE
(MARKET VALUE)
FOR THE PERIOD ENDED SEPTEMBER 30, 2019**



**EL DORADO HILLS COMMUNITY SERVICES DISTRICT
TREASURY REPORT
FUNDS INVESTED – FIDUCIARY FUNDS
FOR THE PERIOD ENDING SEPTEMBER 30, 2019**

| Fiduciary Investment Accounts | Investment Earnings | Market Value | Yield |
|---|--------------------------------|----------------------|--------------|
| CalPERS, Pension Fund | \$ - | \$ 9,448,827 | 7.00% |
| CalPERS, California Employer's Retiree Benefit Trust Fund | \$ 21,490 | \$ 1,748,591 | 5.30% |
| Total All Fiduciary Funds | \$ 21,490 | \$ 11,197,418 | |

Note 1: Market value for the Pension Fund is from the most recent CalPERS Actuarial Report as of June 30, 2018. Current investment earnings value is unavailable for this Fund.

Note 2: Funds invested with CalPERS for Pension and Retiree Benefits are restricted long-term assets and are not considered a current financial resource. These funds are reflected in the annual CAFR.