



El Dorado Hills
Community Services District

TREASURY REPORT
JUNE 30, 2019

BOARD OF DIRECTORS

BENJAMIN PAULSEN – PRESIDENT

NOELLE MATTOCK – VICE PRESIDENT

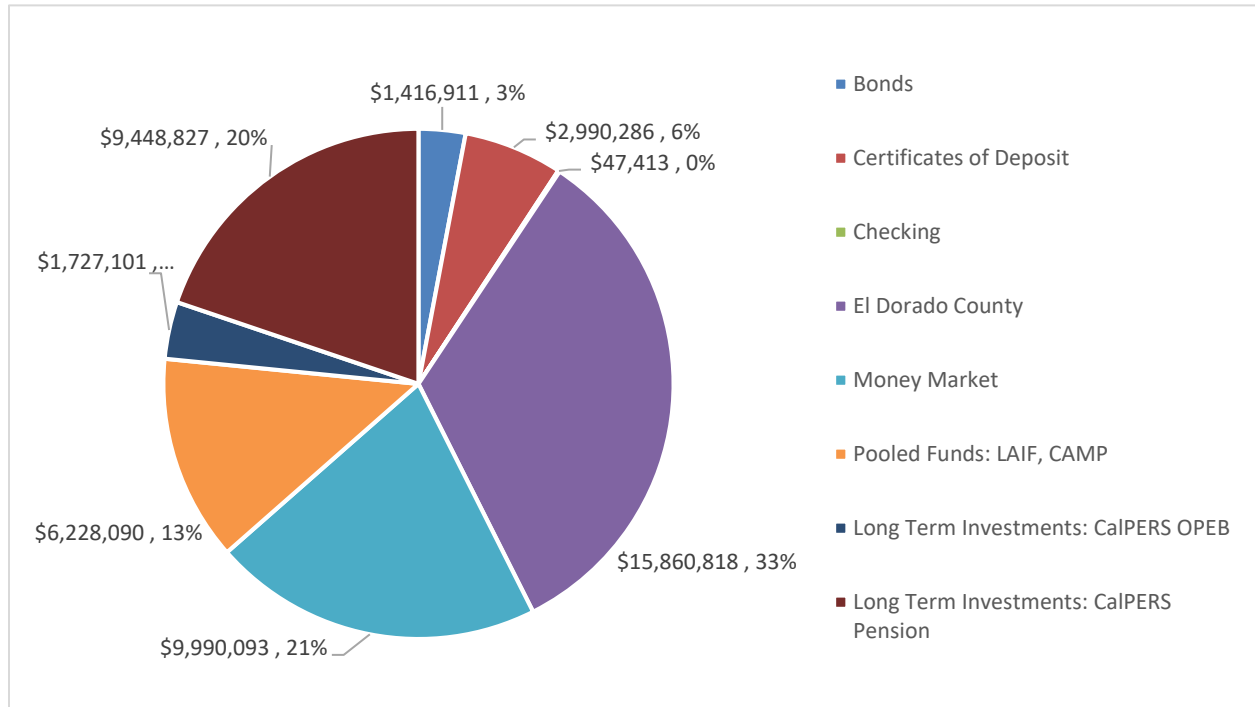
SEAN HANSEN – DIRECTOR

MICHAEL MARTINELLI – DIRECTOR

ALLAN PRIEST – DIRECTOR

GENERAL MANAGER, KEVIN A. LOEWEN

**EL DORADO HILLS COMMUNITY SERVICES DISTRICT
TREASURY REPORT
INVESTMENTS BY TYPE
FOR PERIOD ENDED JUNE 30, 2019**




**EL DORADO HILLS COMMUNITY SERVICES DISTRICT
TREASURY REPORT
SUMMARY
FOR THE PERIOD ENDING JUNE 30, 2019**

GENERAL PORTFOLIO	BOOK VALUE	MARKET VALUE
EL DORADO COUNTY TREASURER	\$ 15,860,818	\$ 15,883,067
CAMP-INVESTMENT POOL	1,508,261	1,508,261
LAIF - INVESTMENT POOL	4,719,829	4,719,829
UMPQUA BANK (Reconciled Balance)	23,608	23,608
FIVE STAR BANK (Reconciled Balance)	10,006,733	10,029,743
STIFEL SECURITIES	382,780	382,780
STREETSHARES, VETERANS BUSINESS BONDS	1,034,130	1,034,130
WELLS FARGO INVESTMENTS	2,997,451	2,997,451
FIDUCIARY FUNDS, CALPERS PENSION	9,448,827	9,448,827
FIDUCIARY FUNDS, CALPERS OPEB TRUST	1,727,101	1,727,101
TOTAL GENERAL PORTFOLIO	\$ 47,709,538	\$ 47,754,797

1. I hereby certify that the investments are in compliance with the investment policy adopted by the governing board.
2. The District has the ability to meet its budgeted expenditures for the next six months.
3. The market values for funds held in checking accounts and money market funds does not change.
4. The book value for County Pool is the withdrawal value provided by the County Treasurer.
5. The market value of funds held by the County Treasurer equates to the District's pro-rata share of the market value of the entire County investment pool.
6. The fiscal agent provided the market values for investments held in their accounts.
7. The checking accounts include checking and certificates of deposit accounts held in the name of the District.
8. This report meets the requirements of Government Code Section 53646.

Prepared by:
Sherry Shannon, Senior Accountant
Teri L. Gotro, Interim Controller



Authorized by:
Kevin A. Loewen
General Manager

**EL DORADO HILLS COMMUNITY SERVICES DISTRICT
TREASURY REPORT
FUNDS IN COUNTY TREASURY
FOR THE PERIOD ENDING JUNE 30, 2019**

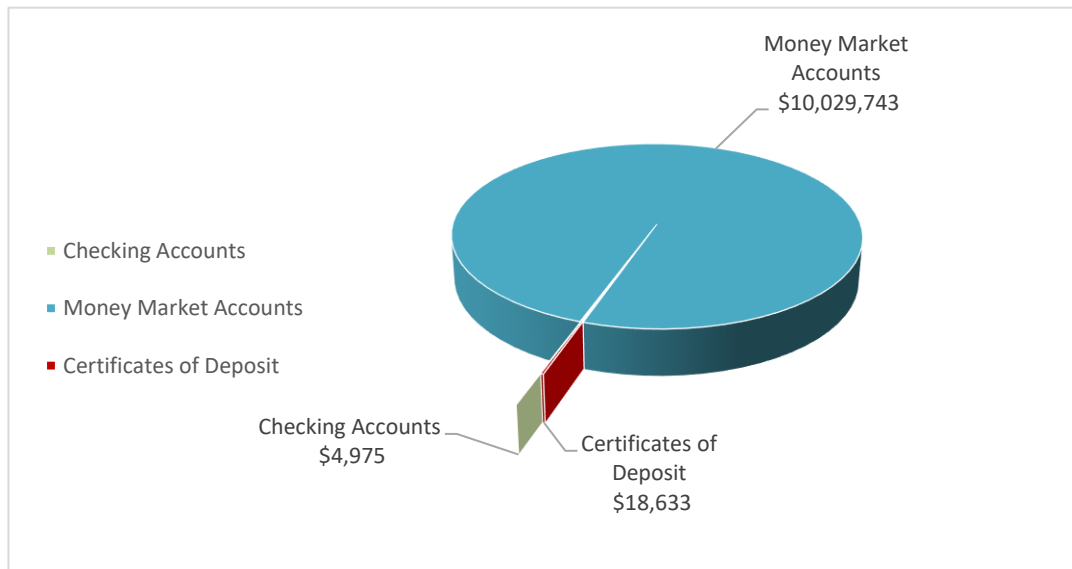
Fund	Fund Number	Account Number	Interest Earned	Fund Total	
General Fund	001	1060	6,800	432,326	
CC&R's	011	1060	157	5,255	
Impact Fees	018	1060	117,747	15,382,711	
Stonegate	020	1060	53	838	
Green Valley	021	1060	21	301	
Promontory	022	1060	162	7,964	
Oakridge	023	1060	20	648	
Oaktree	024	1060	18	687	
Crescent	026	1060	27	1,095	
La Cresta	027	1060	15	694	
Lake Forest	030	1060	21	659	
Marina Village	031	1060	2	175	
Francisco Oaks	032	1060	27	6,035	
Highland Hills 3	035	1060	32	1,364	
Hollow Oaks	037	1060	31	751	
Wild Oaks Park	038	1060	16	263	
Silva Valley	039	1060	23	1,920	
Bass Lake A	040	1060	58	1,100	
Roadways	041	1060	52	997	
Highland Hills 1,2,4	042	1060	4	159	
Creekside Greens	043	1060	16	465	
Bass Lake B	045	1060	17	442	
Highland View	047	1060	59	2,229	
EDH Blvd.	048	1060	84	3,216	
Valley View	050	1060	192	2,646	
Lake Forest	056	1060	156	5,053	
Windsor Point Park	057	1060	26	971	
Carson Creek	058	1060	(2)	(202)	
Debt Service - WO	061	1060	1	57	
Total Funds in County Investment Pool			\$ 125,835	\$ 15,860,818	(Note 1) Market Value Share 15,883,067
Annualized Yield for Quarter Ended 3/31/2019				2.40%	
Annualized Yield for Quarter Ended 6/30/2019				2.45%	

Note 1: Market value share equates to the District's pro-rata share of the market value of the entire County Pool.

**EL DORADO HILLS COMMUNITY SERVICES DISTRICT
TREASURY REPORT
FUNDS WITH BANKING INSTITUTIONS
FOR THE PERIOD ENDING JUNE 30, 2019**

Institution	Account Name	Interest Earned	Reconciled Balance	Bank Balance	Interest Rate	Maturity Date
Umpqua Bank	El Dorado Hills CSD - Petty Cash Public Checking Account	\$ -	\$ 4,975	\$ 4,975	N/A	N/A
Umpqua Bank	El Dorado Hills CSD TCD Public Certificate	93	18,633	18,633	2.00%	7/31/2019
Five Star Bank	El Dorado Hills CSD - Operating Public Money Market/Checking Account	54,520	10,006,733	10,029,743	2.48%	N/A
Total All Banking Institutions		<u>\$54,613</u>	<u>\$10,030,341</u>	<u>\$10,053,351</u>		

**BANK ACCOUNTS BY TYPE
(BANK BALANCES)
FOR THE PERIOD ENDED JUNE 30, 2019**



**EL DORADO HILLS COMMUNITY SERVICES DISTRICT
TREASURY REPORT
FUNDS IN INVESTMENT POOL
FOR THE PERIOD ENDING JUNE 30, 2019**

Pooled Money Investment Accounts	Interest Earned	Book Value	Market Value	Effective Yield
CAMP	\$ 8,161	\$ 1,508,261	\$ 1,508,261	2.48%
LAIF Investment Pool	\$ 30,148	\$ 4,719,829	\$ 4,719,829	2.57%
Total All Pooled Funds	\$ 38,309	\$ 6,228,090	\$ 6,228,090	

Note 1: Book value for pooled funds is the contractual withdrawal amount.

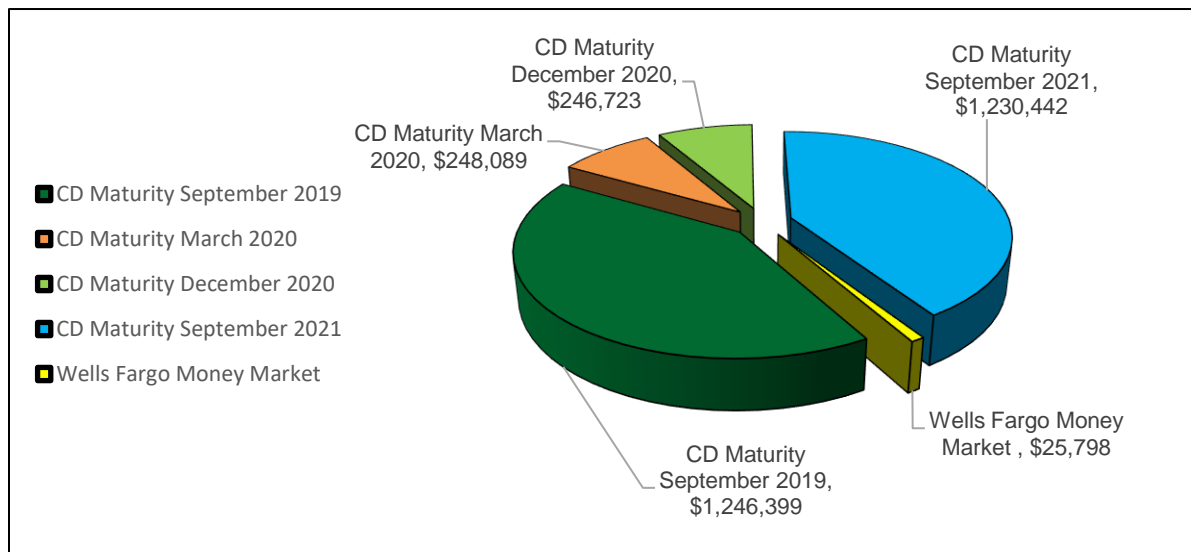
Note 2: Market value share equates to the District's pro-rata share of the market value of the entire Pool.

Note 3: Effective yield as of quarter end.

**EL DORADO HILLS COMMUNITY SERVICES DISTRICT
TREASURY REPORT
FUNDS INVESTED - WELLS FARGO
FOR THE PERIOD ENDING JUNE 30, 2019**

Investment	Interest/ Dividends Earned	Current Par	Market Value	Coupon/ Yield	Maturity Date
WELLS FARGO CERTIFICATES OF DEPOSIT					
Mercantil Commerce Bank		250,000	249,291	1.40%	09/26/19
Bank Leumi USA		250,000	249,285	1.25%	09/27/19
Ally Bank		250,000	249,268	1.30%	09/30/19
BMW Bank	1,550	250,000	249,264	1.25%	09/30/19
Web Bank	819	250,000	249,291	1.30%	09/30/19
Marlin Business Bank	788	250,000	248,089	1.25%	03/30/20
HSBC Bank USA	925	250,000	246,723	1.50%	12/30/20
Comenity Capital Bank	1,040	250,000	245,806	1.65%	09/27/21
Capital One		250,000	245,810	1.70%	09/28/21
Capital One Bank USA		250,000	245,810	1.70%	09/28/21
Wells Fargo Bank	1,071	250,000	247,161	1.70%	09/28/21
JP Morgan Chase Bank	1,048	250,000	245,855	1.70%	09/30/21
MONEY MARKET MUTUAL FUNDS	7,346		25,798	2.27%	30 day simple yield
Total Wells Fargo Investments	\$ 14,586	\$ 3,000,000	\$ 2,997,451		

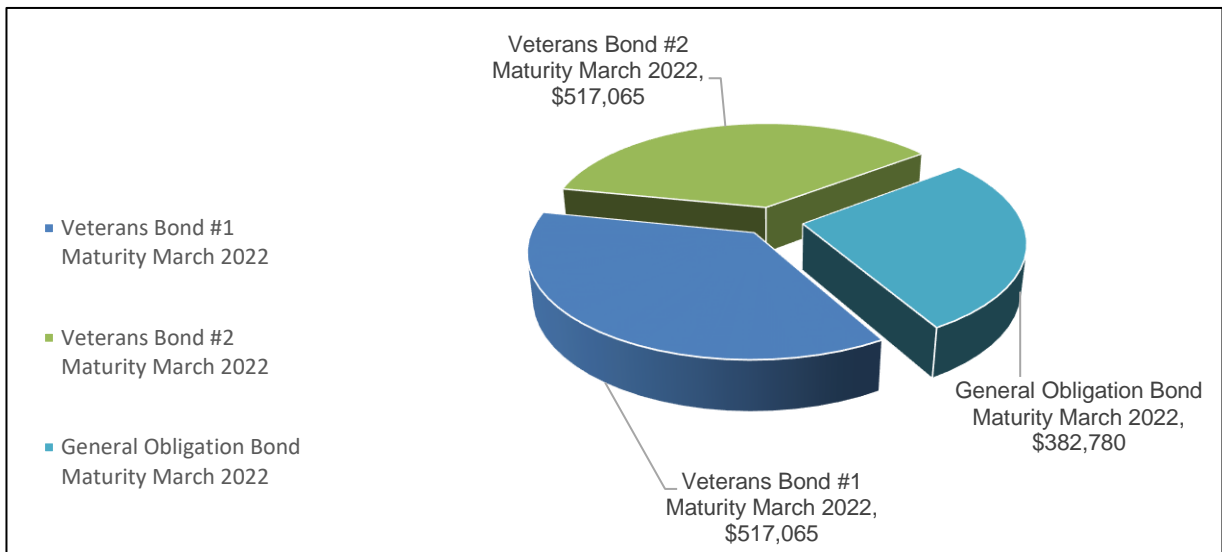
**INVESTMENTS BY MATURITY DATE
(MARKET VALUE)
FOR THE PERIOD ENDED JUNE 30, 2019**



**EL DORADO HILLS COMMUNITY SERVICES DISTRICT
TREASURY REPORT
FUNDS INVESTED - BONDS
FOR THE PERIOD ENDING JUNE 30, 2019**

Investment	Interest/ Dividends Earned	Current Value	Coupon/ Yield	Maturity Date
StreetShares				
Veteran's Business Bonds				
Bond #1	6,380	517,065	5.00%	03/18/22
Bond #2	6,380	517,065	5.00%	03/18/22
Total StreetShares Investments	<u>\$ 12,761</u>	<u>\$ 1,034,130</u>		
Stifel Financial				
First Choice Bank				
Municipal Bonds	1,328	382,780	2.40%	03/22/22
Total Stifel Financial Investments	<u>\$ 1,328</u>	<u>\$ 382,780</u>		

**INVESTMENTS BY MATURITY DATE
(MARKET VALUE)
FOR THE PERIOD ENDED JUNE 30, 2019**



**EL DORADO HILLS COMMUNITY SERVICES DISTRICT
TREASURY REPORT
FUNDS INVESTED – FIDUCIARY FUNDS
FOR THE PERIOD ENDING JUNE 30, 2019**

Fiduciary Investment Accounts	Investment Earnings	Market Value	Annual Yield
CalPERS, Pension Fund	\$ -	\$ 9,448,827	7.00%
CalPERS, California Employer's Retiree Benefit Trust Fund	\$ 54,434	\$ 1,727,101	4.92%
Total All Fiduciary Funds	\$ 54,434	\$ 11,175,928	

Note 1: Market value for the Pension Fund is from the most recent CalPERS Actuarial Report as of June 30, 2018. Current investment earnings value is unavailable for this Fund.

Note 2: Funds invested with CalPERS for Pension and Retiree Benefits are restricted long-term assets and are not considered a current financial resource. These funds are reflected in the annual CAFR.