



El Dorado Hills
Community Services District

TREASURY REPORT
September 30, 2020

BOARD OF DIRECTORS

BENJAMIN PAULSEN – PRESIDENT

NOELLE MATTOCK – VICE PRESIDENT

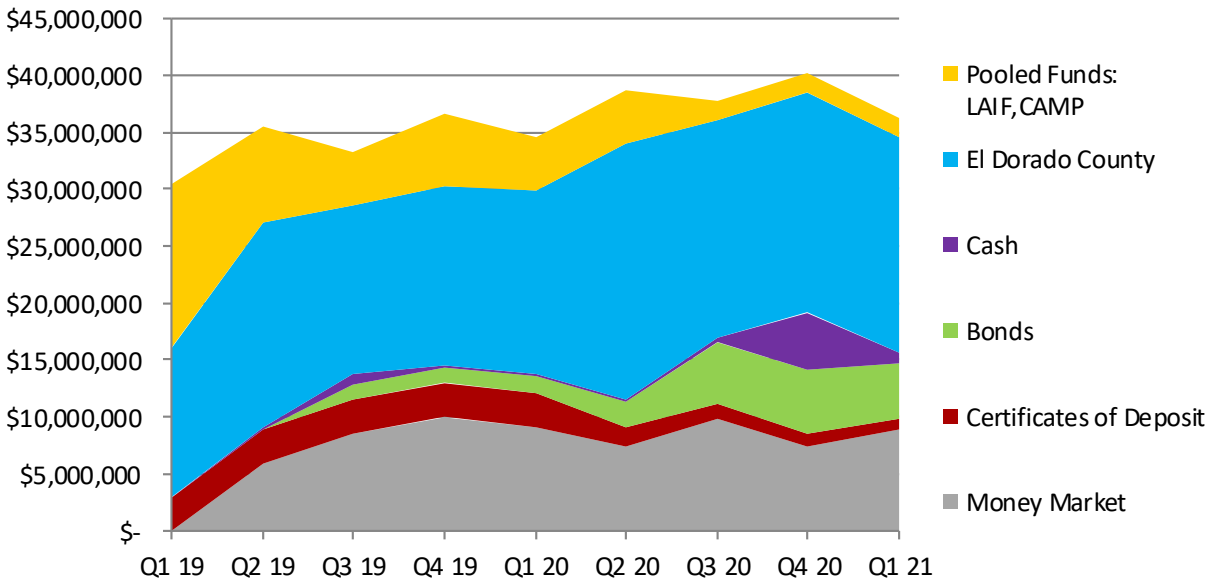
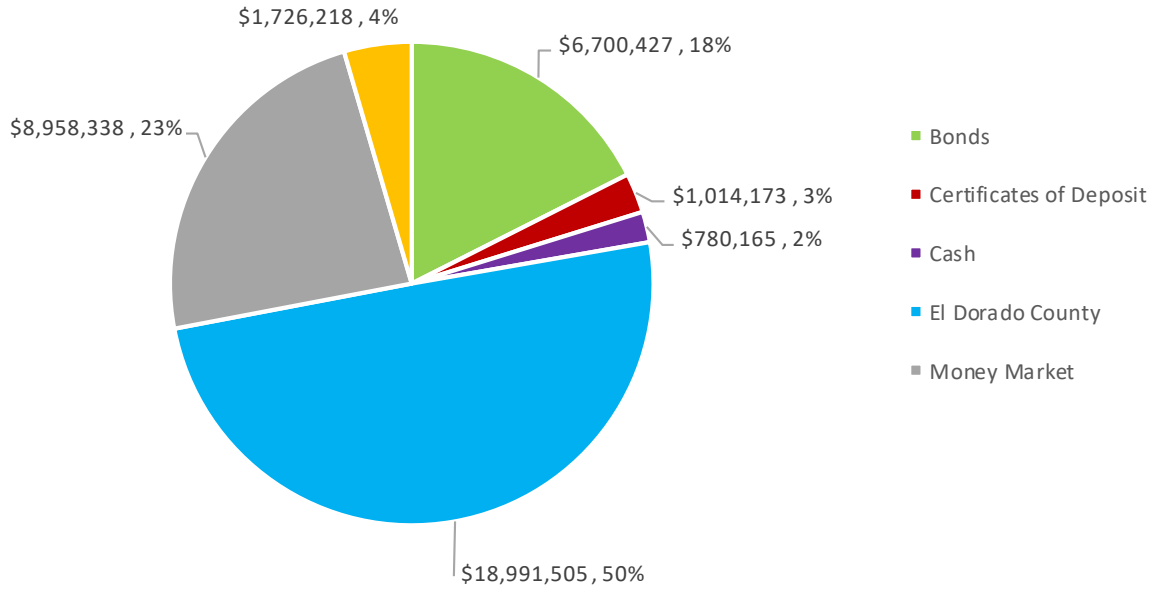
SEAN HANSEN – DIRECTOR

MICHAEL MARTINELLI – DIRECTOR

ALLAN PRIEST – DIRECTOR

GENERAL MANAGER, KEVIN A. LOEWEN

**EL DORADO HILLS COMMUNITY SERVICES DISTRICT
TREASURY REPORT
INVESTMENTS BY TYPE
FOR PERIOD ENDED SEPTEMBER 30, 2020**



**EL DORADO HILLS COMMUNITY SERVICES DISTRICT
TREASURY REPORT
SUMMARY
FOR THE PERIOD ENDING SEPTEMBER 30, 2020**

INVESTMENT PORTFOLIO	BOOK VALUE	MARKET VALUE
EL DORADO COUNTY TREASURER	\$ 18,991,505	\$ 19,029,179
CAMP-INVESTMENT POOL	13,258	13,258
LAIF - INVESTMENT POOL	1,712,960	1,712,960
UMPQUA BANK (Reconciled Balance)	5,000	5,000
FIVE STAR BANK (Reconciled Balance)	9,720,707	9,850,200
STIFEL SECURITIES	5,601,823	5,601,823
STREETSHARES, VETERANS BUSINESS BONDS	1,098,605	1,098,605
WELLS FARGO INVESTMENTS	1,026,968	1,026,968
TOTAL GENERAL PORTFOLIO	\$ 38,170,826	\$ 38,337,992

FIDUCIARY PORTFOLIO	BOOK VALUE	MARKET VALUE
FIDUCIARY FUNDS, CALPERS PENSION	9,690,302	9,690,302
FIDUCIARY FUNDS, CALPERS OPEB TRUST	1,885,331	1,885,331
TOTAL GENERAL PORTFOLIO	\$ 11,575,633	\$ 11,575,633

1. I hereby certify that the investments are in compliance with the investment policy adopted by the governing board.
2. The District has the ability to meet its budgeted expenditures for the next six months.
3. The market values for funds held in checking accounts and money market funds does not change.
4. The book value for County Pool is the withdrawal value provided by the County Treasurer.
5. The market value of funds held by the County Treasurer equates to the District's pro-rata share of the market value of the entire County investment pool.
6. The fiscal agent provided the market values for investments held in their accounts.
7. The checking accounts include checking and certificates of deposit accounts held in the name of the District.
8. The fiduciary funds with CalPERS are restricted long-term assets and are not considered a current financial resource. Pension values reported are as of most recent Actuarial Report dated June 30, 2018.
9. This report meets the requirements of Government Code Section 53646.

Prepared by:
Teri L. Gotro, Controller

Teri Gotro
Digitally signed by Teri Gotro
Date: 2020.11.04 17:19:27 -08'00'

Kevin A. Loewen
Digitally signed by Kevin A. Loewen
Date: 2020.11.05 07:20:22 -08'00'

Authorized by:
Kevin A. Loewen
General Manager

**EL DORADO HILLS COMMUNITY SERVICES DISTRICT
TREASURY REPORT
FUNDS IN COUNTY TREASURY
FOR THE PERIOD ENDING SEPTEMBER 30, 2020**

Fund	Fund Number	Account Number	1st Qtr	YTD Interest Earned	Fund Total
General Fund	001	1060	627.93	628	21693.19
CC&R's	011	1060	8.37	8	670.53
Impact Fees	018	1060	29,560.17	29,560	18956798.82
Stonegate	020	1060	1.90	2	151.9
Green Valley	021	1060	1.85	2	195.28
Promontory	022	1060	21.84	22	1031.25
Oakridge	023	1060	2.56	3	152.56
Oaktree	024	1060	2.16	2	152.16
Crescent	026	1060	2.15	2	224.07
La Cresta	027	1060	2.31	2	240.56
Lake Forest	030	1060	1.90	2	230.92
Marina Village	031	1060	1.93	2	151.93
Francisco Oaks	032	1060	2.56	3	455.09
Highland Hills 3	035	1060	2.03	2	152.03
Hollow Oaks	037	1060	3.08	3	153.08
Wild Oaks Park	038	1060	1.73	2	167.77
Silva Valley	039	1060	4.62	5	454.26
Bass Lake A	040	1060	2.22	2	251.22
Roadways	041	1060	8.22	8	619.27
Highland Hills 1,2,4	042	1060	0.40	0	163.28
Creekside Greens	043	1060	5.06	5	305.06
Bass Lake B	045	1060	1.97	2	151.97
Highland View	047	1060	4.07	4	209.87
EDH Blvd.	048	1060	5.08	5	5019.65
Valley View	050	1060	3.34	3	467.48
Lake Forest	056	1060	9.04	9	823.96
Windsor Point Park	057	1060	2.73	3	260.67
Carson Creek	058	1060	4.94	5	156.94

Total Funds in County Investment Pool \$ 30,296 \$ 18,991,505

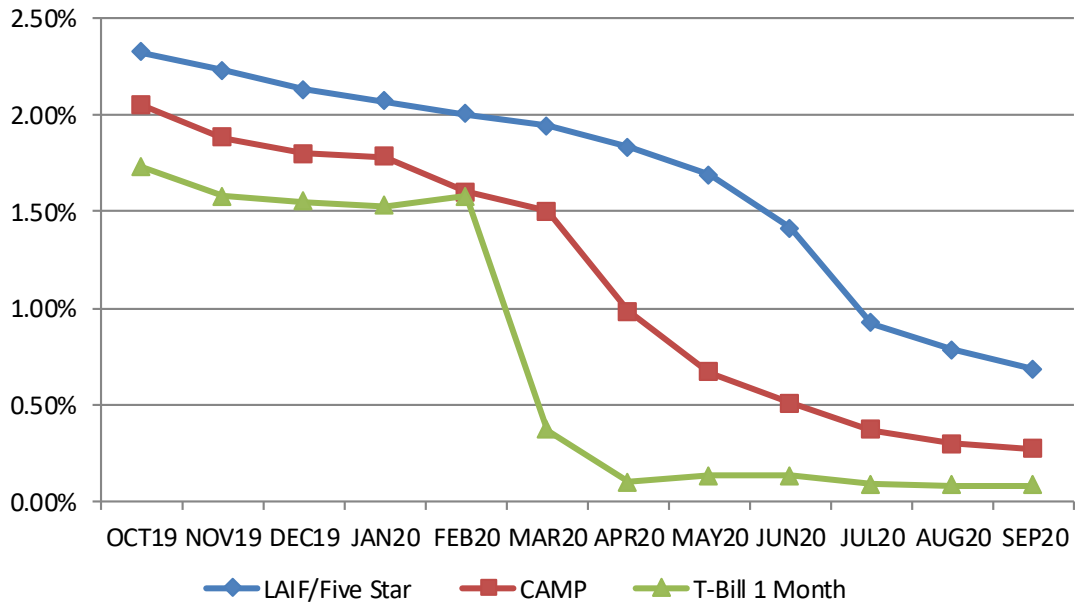
Annualized Yield for Quarter Ended 6/30/2020 1.48%
Annualized Yield for Quarter Ended 9/30/2020 1.04%

Note 1: Market value share equates to the District's pro-rata share of the market value of the entire County Pool.

**EL DORAD HILLS COMMUNITY SERVICES DISTRICT
TREASURY REPORT
FUNDS WITH BANKING INSTITUTIONS
FOR THE PERIOD ENDING SEPTEMBER 30, 2020**

Institution	Account Name	Interest Earned	Reconciled Balance	Bank Balance	Interest Rate	Maturity Date
Five Star	El Dorado Hills CSD - Petty Cash Public Checking Account	\$ 31	\$ 5,000	\$ 5,000	0.00%	N/A
Five Star Bank	El Dorado Hills CSD -Operating Public Checking Account	-	-	904,657	0.00%	NA
Five Star Bank	El Dorado Hills CSD - Operating Public Money Market	27,452	9,720,707	8,945,543	0.82%	N/A
Total All Banking Institutions		<u>\$ 27,483</u>	<u>\$ 9,725,707</u>	<u>\$ 9,855,200</u>		

**YIELDS COMPARISON
(EFFECTIVE YIELD RATE TREND)
FOR THE PERIOD ENDED SEPTEMBER 30, 2020**



**EL DORADO HILLS COMMUNITY SERVICES DISTRICT
TREASURY REPORT
FUNDS IN INVESTMENT POOL
FOR THE PERIOD ENDING SEPTEMBER 30, 2020**

Pooled Money Investment Accounts	YTD Interest		Book Value	Market Value	Effective Yield
	Earned				
CAMP	\$	11	\$ 13,258	\$ 13,258	0.3%
LAIF Investment Pool	\$	468	\$ 1,712,960	\$ 1,712,960	0.8%
Total All Pooled Funds	\$	479	\$ 1,726,218	\$ 1,726,218	

Note 1: Book value for pooled funds is the contractual withdrawal amount.

Note 2: Market value share equates to the District's pro-rata share of the market value of the entire Pool.

Note 3: Effective yield as of quarter end.

CAMP Cash Reserve Portfolio

Current Annualized Yield: 1.16%

Monthly Distribution Yields

	2014	2015	2016	2017	2018	2019	2020
January	0.06%	0.07%	0.38%	0.85%	1.43%	2.60%	1.78%
February	0.07%	0.06%	0.45%	0.85%	1.50%	2.64%	1.75%
March	0.06%	0.07%	0.50%	0.89%	1.62%	2.61%	1.50%
April	0.05%	0.08%	0.48%	0.96%	1.84%	2.55%	0.98%
May	0.06%	0.08%	0.49%	0.97%	1.95%	2.52%	0.67%
June	0.06%	0.09%	0.51%	1.05%	2.05%	2.48%	0.51%
July	0.05%	0.10%	0.55%	1.12%	2.11%	2.42%	0.37%
August	0.06%	0.11%	0.64%	1.14%	2.12%	2.28%	0.30%
September	0.05%	0.13%	0.64%	1.15%	2.14%	2.22%	0.27%
October	0.05%	0.14%	0.66%	1.17%	2.27%	2.05%	
November	0.05%	0.15%	0.66%	1.20%	2.36%	1.88%	
December	0.05%	0.23%	0.72%	1.29%	2.46%	1.80%	

**LAIF Pooled Money Investment Account
PMIA Average Monthly Yields**

	Jan	Feb	Mar	Apr	May	Jun	Jul	Aug	Sep	Oct	Nov	Dec
2014	0.244	0.236	0.233	0.228	0.228	0.228	0.244	0.26	0.246	0.261	0.261	0.267
2015	0.262	0.266	0.278	0.283	0.29	0.299	0.32	0.33	0.337	0.357	0.374	0.400
2016	0.446	0.467	0.506	0.525	0.552	0.576	0.588	0.614	0.634	0.654	0.678	0.719
2017	0.751	0.777	0.821	0.884	0.925	0.978	1.051	1.084	1.111	1.143	1.172	1.239
2018	1.350	1.412	1.524	1.661	1.755	1.854	1.944	1.998	2.063	2.144	2.208	2.291
2019	2.355	2.392	2.436	2.445	2.449	2.428	2.379	2.341	2.800	2.190	2.103	2.043
2020	1.967	1.912	1.787	1.648	1.363	1.217	0.920	0.784	0.685			

**EL DORADO HILLS COMMUNITY SERVICES DISTRICT
TREASURY REPORT
FUNDS INVESTED - WELLS FARGO
FOR THE PERIOD ENDING SEPTEMBER 30, 2020**

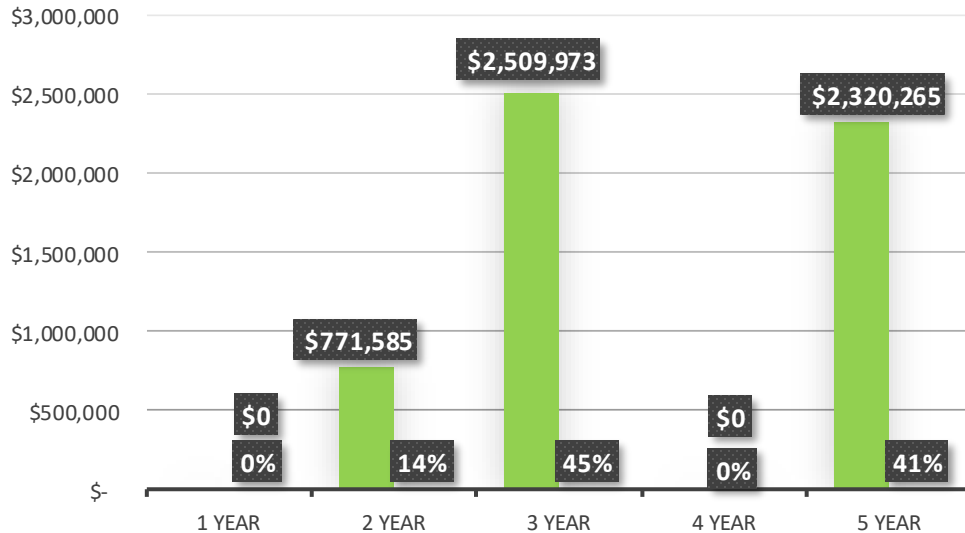
Investment	YTD Interest/ Dividends Earned	Current	Par	Market	Value	Coupon/ Yield	Maturity Date
WELLS FARGO							
CERTIFICATES OF DEPOSIT							
Comenity Capital Bank	1,040	250,000			253,377	1.65%	09/27/21
Capital One	2,142	250,000			253,392	1.70%	09/28/21
Capital One Bank USA	2,142	250,000			253,392	1.70%	09/28/21
Wells Fargo Bank	1,071	250,000			254,011	1.70%	09/28/21
MONEY MARKET MUTUAL FUNDS	-				12,796	0.01%	30 day simple yield
Total Wells Fargo Investments	<u>\$ 6,396</u>	<u>\$ 1,000,000</u>			<u>\$ 1,026,968</u>		

**EL DORADO HILLS COMMUNITY SERVICES DISTRICT
TREASURY REPORT
FUNDS INVESTED – BONDS/CDs
FOR THE PERIOD ENDING SEPTEMBER 30, 2020**

Investment	YTD Interest/ Dividends Earned	Current Par	Current Value	Coupon/ Yield	Maturity Date	Call Date
StreetShares						
Veteran's Business Bonds						
Bond #1	6,476		549,302	5.00%	03/18/22	
Bond #2	6,476		549,302	5.00%	03/18/22	
Total StreetShares Investments	<u>\$ 12,951</u>		<u>\$ 1,098,605</u>			
Stifel Financial						
Citibank: Medium Term Note	5,490	-	-	2.12%	10/20/20	9/21/2020
Alabama Pwr Co	9,188	750,000	771,585	2.42%	03/30/22	
Gold Sachs: Medium Term CD	2,555	-	-	2.04%	01/29/25	7/29/2020
Transbay Joint Pwrs		1,000,000	1,016,910	1.85%	10/01/23	
Wells Fargo: Medium Term Note		965,000	977,063	2.15%	04/30/23	
Wells Fargo: Medium Term Note		1,000,000	1,016,000	2.50%	04/30/25	
Credit Agricole CIB Medium Term Note		750,000	745,575	1.00%	08/14/25	
Ontario Intl Arpt Auth Rev		500,000	516,000	0.84%	05/15/23	
Pomona Pension Obligation Series		500,000	558,690	1.35%	08/01/25	
Cash	2	-	-			
Total Stifel Financial Investments	<u>\$ 17,235</u>	<u>\$ 5,465,000</u>	<u>\$ 5,601,823</u>			

* Stifel Investments table only includes Interest and Dividends Earned that have been paid out to the District. Change in Portfolio value is not included since the District anticipates holding all Bonds until maturity.

**INVESTMENTS BY MATURITY DATE
(MARKET VALUE)
FOR THE PERIOD ENDED SEPTEMBER 30, 2020**



**EL DORADO HILLS COMMUNITY SERVICES DISTRICT
TREASURY REPORT
FUNDS INVESTED – FIDUCIARY FUNDS
FOR THE PERIOD ENDING SEPTEMBER 30, 2020**

Fiduciary Investment Accounts	YTD Investment		Yield
	Earnings	Market Value	
CalPERS, Pension Fund	\$ -	\$ 9,690,302	7.00%
CalPERS, California Employer's Retiree Benefit Trust Fund	\$ 97,985	\$ 1,885,331	7.82%
Total All Fiduciary Funds	\$ 97,985	\$ 11,575,633	

Note 1: Market value for the Pension Fund is from the most recent CalPERS Actuarial Report as of June 30, 2019. Current investment earnings value is unavailable for this Fund.

Note 2: Funds invested with CalPERs for Pension and Retiree Benefits are restricted long-term assets and are not considered a current financial resource. These funds are reflected in the annual CAFR.