

Google Classroom

A Parents' Guide

What is Google Classroom?

Think of Google Classroom
as your child's digital link to learning.

Teachers use Classroom to share assignments,
homework, and much more with students.

Getting Started



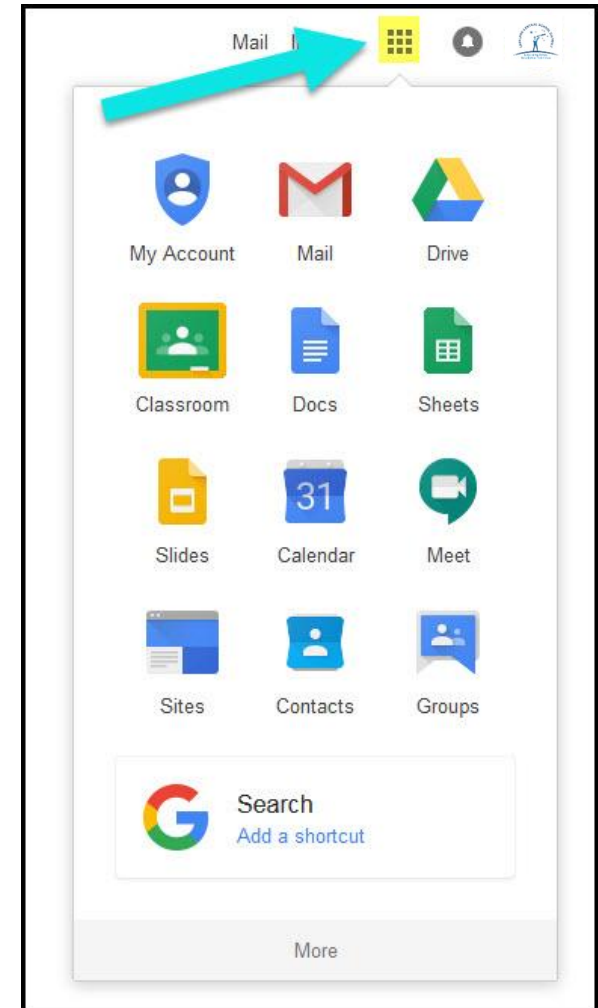
Your child was provided with a login and password that is unique to them.

If they are logged into a district Chromebook they are logged into Google Classroom

If they are using another device they should log in at cloud.lakelandschools.org and select Google Apps

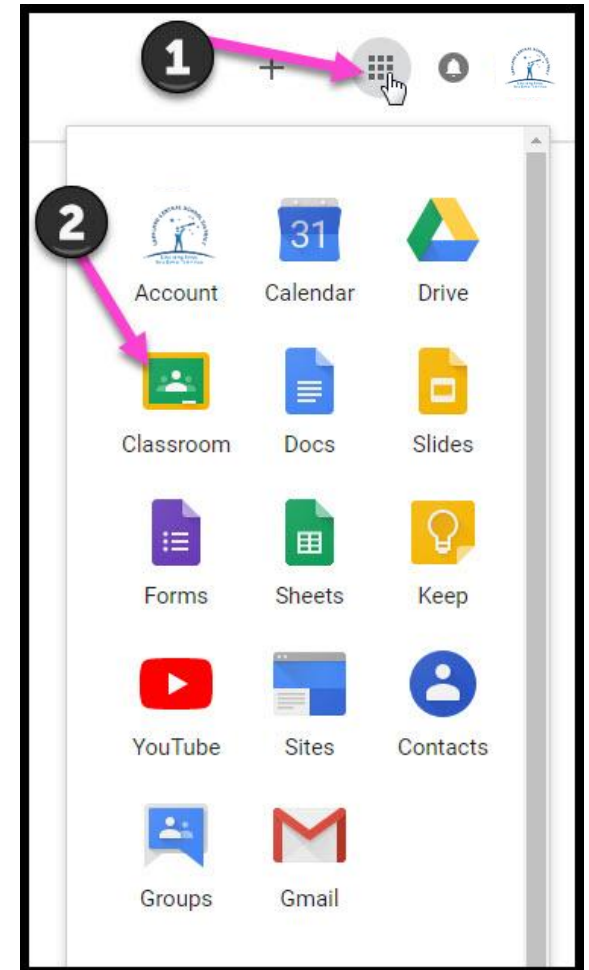
Google Suite

Click on the 9 squares
(Waffle) icon in the top
right hand corner to see the
Google Suite of Products!



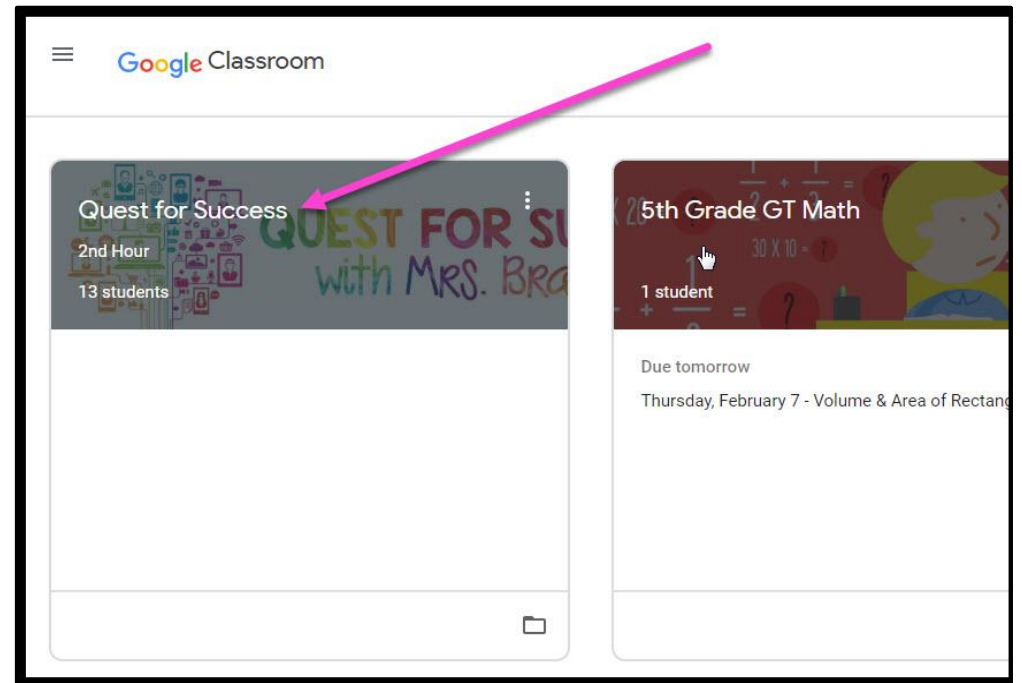
Navigating Classroom

Click on the waffle button
and then the Google
Classroom icon.

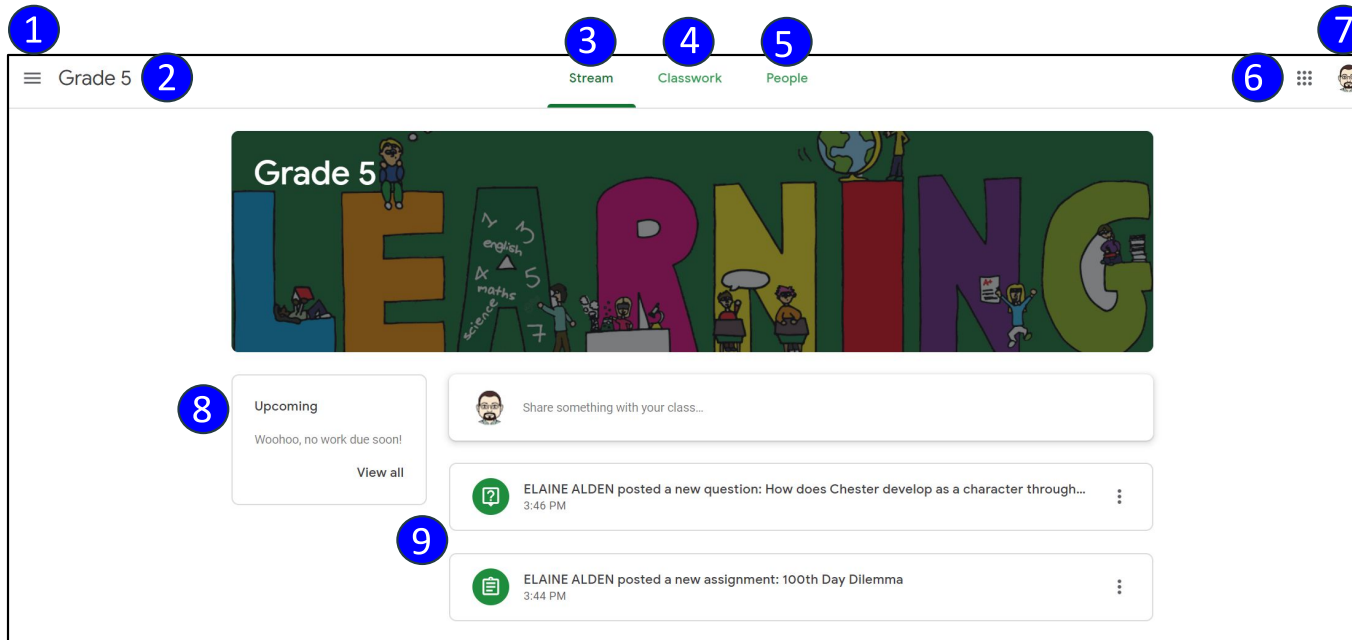


Navigating Classroom

Click on the class you wish to view.



Navigating Classroom



- 1 Menu of classes
- 2 Current class
- 3 Announcements
- 4 Assignments
- 5 Teacher(s) & Classmates
- 6 “Waffle”/App Menu
- 7 Account
- 8 Upcoming Assignments
- 9 Messages from teacher and classmates

Navigating Classroom

The screenshot shows the Classroom interface for Grade 5. At the top, there are tabs for Stream, Classwork (1), and People. Below the tabs, there are links for View your work, Google Calendar, and Class Drive folder. On the left, there is a sidebar with All topics (3), OSOB--Cricket in TI..., and Breakouts. The main content area shows a list of assignments. The first assignment is OSOB--Cricket in Times Square (4). Below it is an assignment titled How does Chester develop as a character t... (5) with a due date of Mar 27. Below that is a section for Breakouts. The first breakout is 100th Day Dilemma (6) with a due date of Mar 31. It is marked as Assigned (7). The assignment text says: "It's STILL the 100th day of school and your space adventure continues. Help the team of rescue aliens navigate through space and time safely to get to earth in time to complete the mission and save the space/time continuum so time can begin again and we can make it to days 101 of school-and beyond! Think critically and persevere! Remember to MARK AS DONE when you have broken out." Below the text is a link to Breakout EDU | 100th Da... (8) with the URL https://platform.breakoutedu... At the bottom, there is a button to View assignment (9).

- 1 Classwork Tab
- 2 See Due Dates
- 3 All Topics
- 4 Topic Heading
- 5 Assignment Title
- 6 Due Date
- 7 Assignment Status
- 8 Attached Files
- 9 View Assignment