RUTTER'S STORE 084

FINAL SITE PLAN

TOWN OF EMMITSBURG, MARYLAND

GENERAL NOTES

1. **OWNER:** SPT LAND, LLC
   1201 OLD NATIONAL PIKE
   NEW MARKET, MARYLAND 21774
   DEVELOPER: M&G REALTY, INC.
   2295 SUSQUEHANNA TRAIL, SUITE C
   YORK, PENNSYLVANIA 17404
2. **SITE INFORMATION:** THE SUBJECT SITE CONSISTS OF 13.7 AC. +/-, PLUS 2.03 AC. +/- ALONG FRONT.
   TAX MAP 9, PARCEL 8, L. 9995, F. 443, THE SKETCH PLAN WAS PREPARED WITHOUT BENEFIT OF A TITLE REPORT AND MAY NOT INDICATE ALL ENCUMBRANCES ON THE PROPERTY.
3. **TOPOGRAPHY:** THE TOPOGRAPHIC SURVEY IS PROVIDED BY AERIAL SURVEY. VERTICAL DATUM IS BASED ON NAVD88. HORIZONTAL DATUM IS BASED ON MARYLAND STATE PLANE COORDINATE SYSTEM NAD 83/91.
4. **USE:** EXISTING: VACANT LOT
   PROPOSED: CONVENIENCE STORE WITH GAS SALES
5. **AREA TABULATION:**
   LOT SIZE: 13.7 AC. +/-, PLUS 2.03 AC. +/- ALONG THE FRONT
6. **DIMENSIONAL AND DENSITY REQUIREMENTS:**
   B-2, GENERAL BUSINESS ZONING DISTRICT
   SETBACKS: FRONT YARD DEPTH 25 FT.
   EACH SIDE YARD 10 FT.
   REAR YARD DEPTH 25 FT.
   MAXIMUM BUILDING HEIGHT 35 FT.
   PROPOSED HEIGHT 25 FT. +/-
   BUILDING FLOOR AREA 8,380 SQ. FT.

   NOTE: THE DEFINITION OF A BUILDING (SEC. 17.04.020 B.) IS "HAVING ONE OR MORE STORIES AND A ROOF". SEC. 17.40.050 STATES THE ALLOWABLE PROJECTIONS OF ACCESSORY BUILDINGS INTO YARDS MAY PROJECT NO CLOSER THAN 6 FT. TO THE SIDE OR REAR LOT LINES.
7. **PARKING AND LOADING:** ZONING ORDINANCE SEC. 17.08.140
   PARKING REQUIRED PROVIDED
   COMMERCIAL USE - RETAIL
   1 PER 250 SQ. FT. OF FLOOR AREA 34 59
   ADA SPACES REQUIRED 3 3
   AN INCREASE IN THE REQUIRED NUMBER OF PARKING SPACES MAY BE GRANTED BY THE PLANNING COMMISSION WHERE THE APPLICANT CAN DEMONSTRATE NEED BASED ON THE PROPOSED USE, PARKING DEMAND STUDIES BY THE ITE, OR OTHER DOCUMENTATION. (SEC. 17.08.140C.4. FOR USES NOT LISTED IN THIS SECTION, PARKING REQUIREMENTS SHALL BE DETERMINED BY THE ZONING ADMINISTRATOR.)

   PARKING SHALL BE NOT LESS THAN 9 FT. WIDE BY 20 FT. LENGTH.
   PARKING SHALL BE SET BACK AT LEAST 10 FEET FROM A PUBLIC ROAD RIGHT-OF-WAY LINE AND 5 FEET TO A SIDE OR REAR PROPERTY LINE.
   LOADING SPACES REQUIRED FOR A COMMERCIAL BUILDING OVER 8,000 SQ. FT. FLOOR AREA 2
   LOADING SPACES PROVIDED 2
   LOADING SPACE DIMENSIONS 10 FT. X 45 FT. MINIMUM
   TRACTOR TRAILER PARKING REQUIRED 0 PROVIDED 28
   TRACTOR TRAILER PARKING SPACE DIMENSIONS SHOWN 12 FT. X 70 FT.

   BICYCLE PARKING COMMERCIAL USE
   1 RACK FOR EACH 20 AUTO SPACES 2 RACKS REQUIRED
   2 RACKS PROVIDED
8. **STORMWATER MANAGEMENT:** STORMWATER MANAGEMENT FOR THIS SITE WILL BE IN ACCORDANCE WITH THE MARYLAND 2007 STORMWATER MANAGEMENT ACT AND THE TOWN OF EMMITSBURG STORMWATER MANAGEMENT ORDINANCE. ESD TO THE MEP IS TO BE PROVIDED BY THE USE OF BIORETENTION.
9. **WATER AND SEWER:** THE EXISTING WATER AND SEWER SERVICE AREA CLASSIFICATION IS W-3, S-3.
10. **UTILITIES:** UTILITIES SHOWN ARE BASED ON DRAWINGS PROVIDED BY THE BEST AVAILABLE SOURCES. THEIR LOCATION SHOULD BE CONSIDERED APPROXIMATE AND SHOULD BE VERIFIED BEFORE COMMENCEMENT OF CONSTRUCTION.
11. **STORAGE OF FLAMMABLE FUELS:** SEC. 17.08.180
    BELOW GROUND STORAGE OF LIQUID FUELS FOR COMMERCIAL USE:
    0 TO 2,000 GAL. 10 FT. FROM PROPERTY LINE
    2,001 TO 10,000 GAL. 15 FT.
    IN EXCESS OF 10,000 GAL. 15 FT.
12. **FLOODPLAIN:** THE 100 YEAR FLOODPLAIN IS SHOWN PER THE FREDERICK COUNTY, MARYLAND FLOOD INSURANCE RATE MAP COMMUNITY PANEL #24021C0060D.
13. **WETLANDS:** WETLANDS SHOWN HEREON WERE DELINEATED BY TIM KELLERMAN, TRIAD ENGINEERING, INC. DATED APRIL, 2019.
14. **SUBSURFACE:** FOX & ASSOCIATES, INC. HAS PERFORMED NO SUBSURFACE INVESTIGATION TO DETERMINE LOCATIONS OF ROCK, SOIL TYPES, WATER TABLE, UTILITIES, ETC.
15. **FOREST CONSERVATION:** A FOREST CONSERVATION PLAN WILL NEED TO BE PREPARED AND APPROVED FOR THIS SITE.

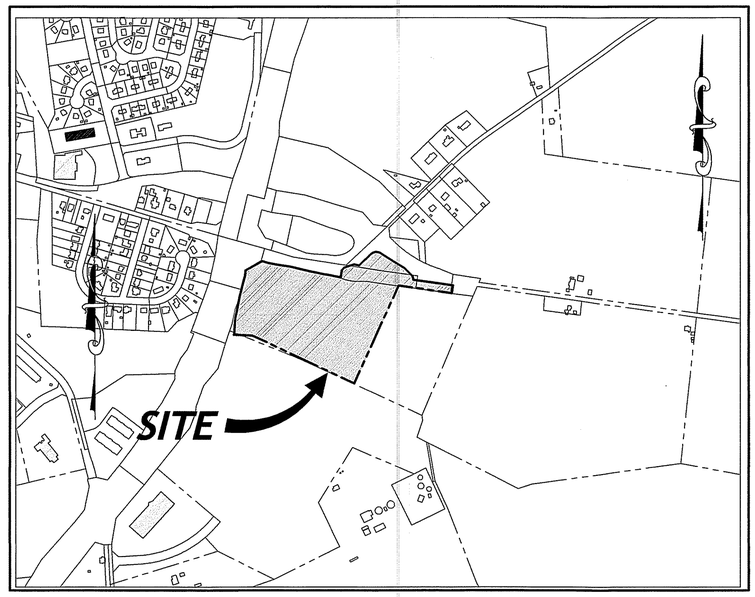

VICINITY MAP TAX MAP 009 PARCEL 008 SCALE: 1" = 500'

TAX ID. 05-158680

RUTTER'S STORE 084		
CURRENT ZONING : G2, GENERAL BUSINESS		
LOT AREA: 13.7 AC, 2.03 AC. = 685,198 SF.		
DEVELOPMENT TYPE: CONVIENENCE STORE		
PLAN DATA	**ZONING**	**PROPSED SITE PLAN**
BUILDING FLOOR AREA		
RETAIL SALES	N/A	8,380 SF
MAXIMUM BUILDING HEIGHT		
RETAIL SALES	35 FT.	25 FT.
MINIMUM STREET SETBACK		
FROM RIGHT-OF-WAY	25 FT.	25 FT.
MINIMUM INTERIOR SETBACK	10 FT	10 FT
MINIMUM REAR SETBACK	25 FT.	25 FT.
PARKING REQUIREMENTS		
RETAIL SALES		
MINIMUM PARKING 1 PER 250 SF	35	57
TRACTOR TRAILER	0	28
MINIMUM BICYCLE PARKING 1 PER 20 SPACES	3	4
MINIMUM ACCESSIBLE SPACES	3	3
OFF-STREET LOADING		
RETAIL BLDG. 8,001 SF - 25,000 SF	2	2

OWNER :
SPT LAND, LLC
1201 OLD NATIONAL PIKE
NEW MARKET, MARYLAND 21774

DEVELOPER :
M&G REALTY, INC.
2295 SUSQUEHANNA TRAIL, SUITE C
YORK, PENNSYLVANIA 17404

PREPARED BY

FOX & ASSOCIATES, INC.

ENGINEERS • SURVEYORS • PLANNERS

981 MT. AETNA ROAD
HAGERSTOWN, MD. 21740
PHONE: (301)733-8503
or (301)416-7250
FAX: (301)733-1853

82 WORMANS MILL COURT
SUITE 'G'
FREDERICK, MD. 21701
PHONE: (301)695-0880
FAX: (301)293-6009

email: foxfrederick@foxassociatesinc.com

DATE	REVISION

PROJECT NO. 18-31407
DRAWING NO. D-
DATE: APRIL 2019
DRAWN BY: JHC
CHECKED BY: JHC

SHEET 1 OF 7

H:\CARLSON PROJECTS\18\31407 RUTTERS - EMMITSBURG\SITE PLAN\FSP-01.DWG, 4/25/2019 11:45:17 AM, JCECL 1:1

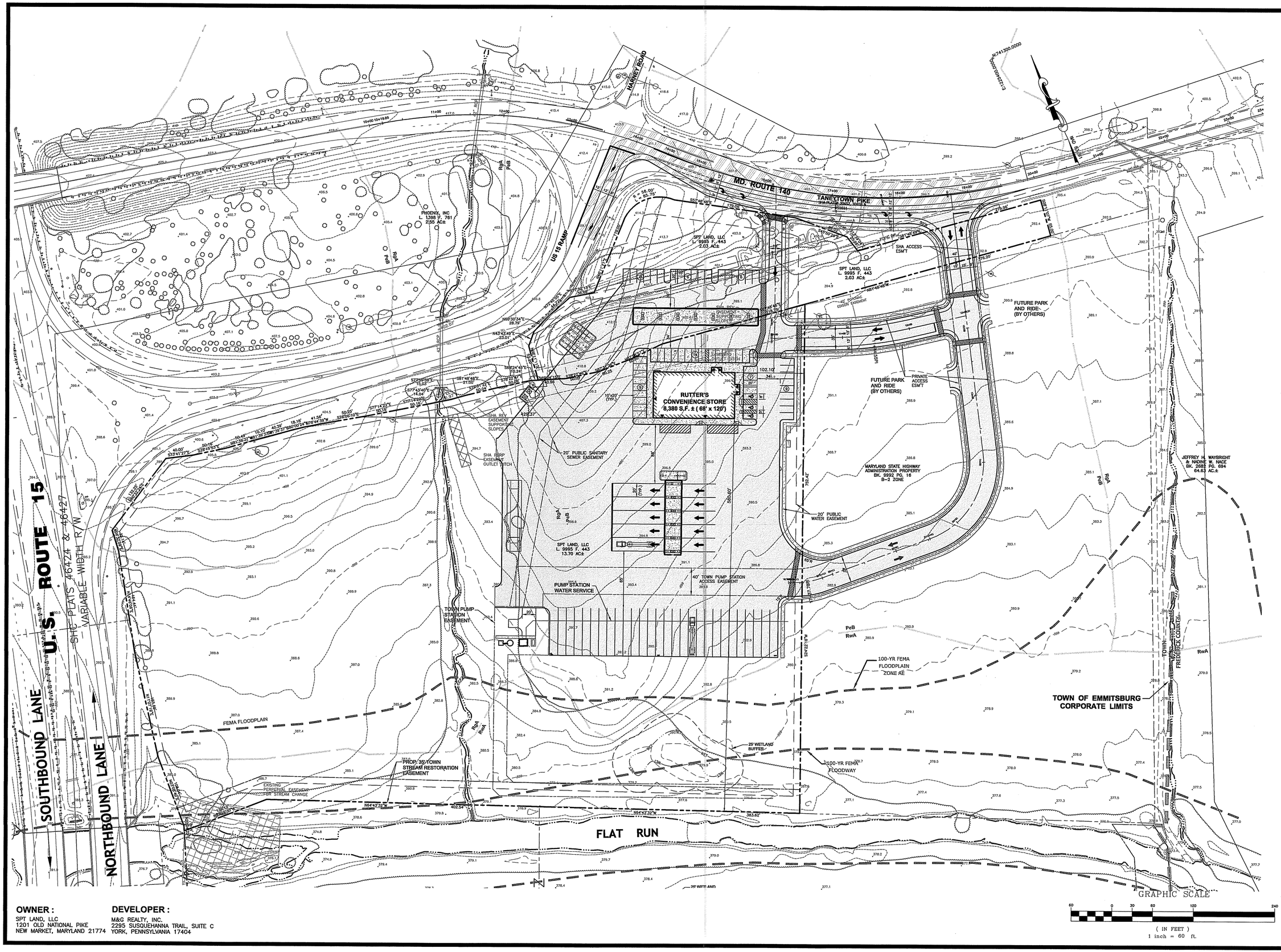

OWNER :
SPT LAND, LLC
1201 OLD NATIONAL PIKE
NEW MARKET, MARYLAND 21774

DEVELOPER :
M&G REALTY, INC.
2295 SUSQUEHANNA TRAIL, SUITE C
YORK, PENNSYLVANIA 17404

H:\CARLSON PROJECTS\18\31407 RUTTERS - EMMITSBURG\SITE PLAN\FSP-01.DWG, 4/25/2019 2:44:04 PM, JCECI, 1:1

FOX & ASSOCIATES INC.
Est. 1966

FOX & ASSOCIATES, INC.
ENGINEERS • SURVEYORS • PLANNERS
981 MT. AETNA ROAD
HAGERSTOWN, MD. 21740
PHONE: (301)733-8503
or (301)416-7250
FAX: (301)733-1653
82 WORMANS MILL COURT
SUITE 'G'
FREDERICK, MD. 21701
PHONE: (301)695-0880
FAX: (301)293-6009
WWW.FOXASSOCIATESINC.COM Email: FOXFREDERICK@FOXASSOCIATESINC.COM

DRAWN BY

REVISION

DATE

OVERALL FINAL SITE PLAN

RUTTER'S STORE # 84

SITUATED ON THE SOUTHEAST CORNER
OF MD. ROUTE 140 AND MD. ROUTE 15
TOWN OF EMMITSBURG, ELECTION DISTRICT No. 5
FREDERICK COUNTY, MARYLAND

SCALE: 1" = 60'

PROJECT NO.	18-31407
DRAWING NO.	D - 3454
DATE:	JANUARY 2019
DRAWN BY:	RND
CHECKED BY:	REL

SHEET 2 OF 7

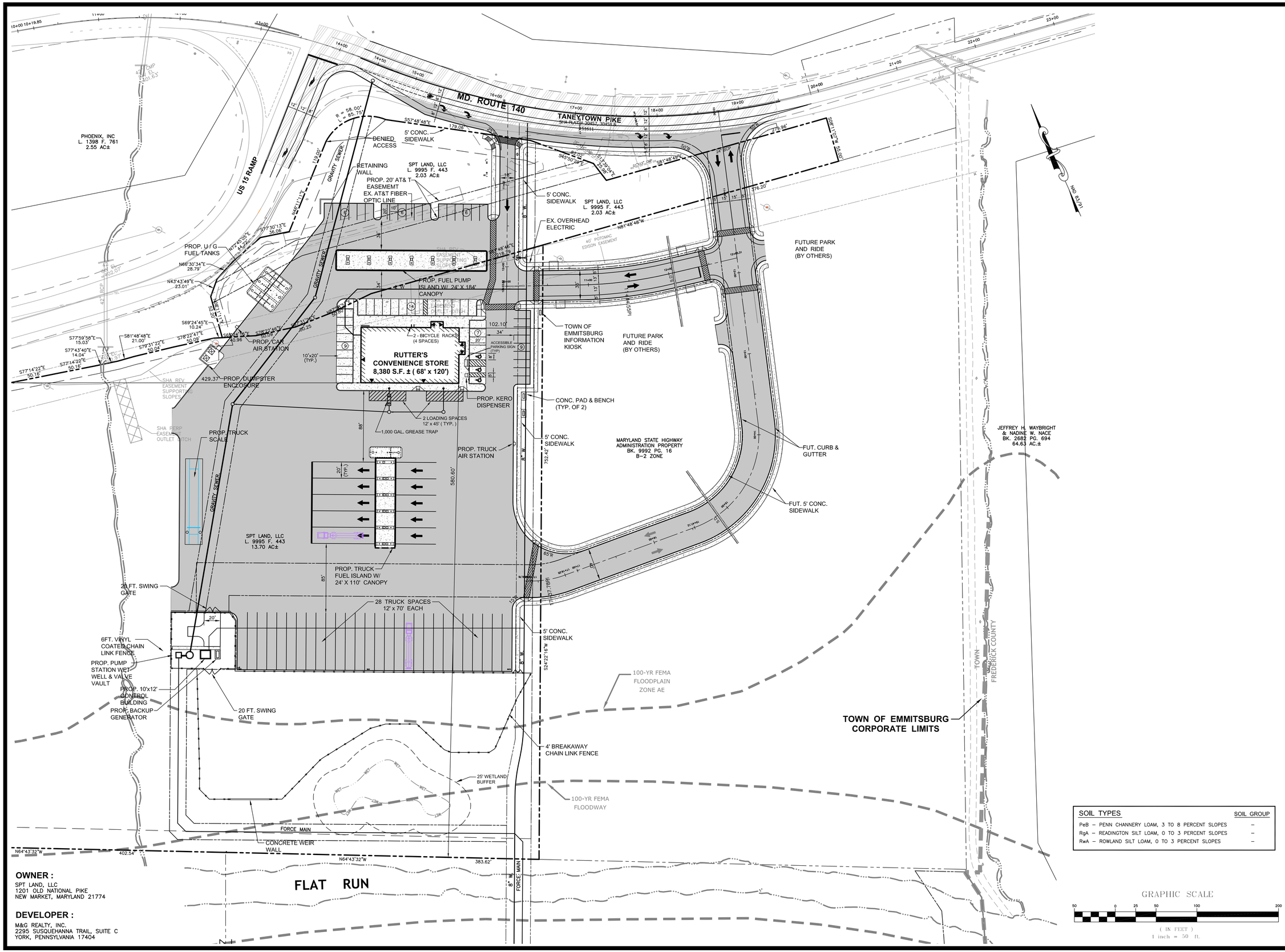

OWNER :
SPT LAND, LLC
1201 OLD NATIONAL PIKE
NEW MARKET, MARYLAND 21774

DEVELOPER :
M&G REALTY, INC.
2295 SUSQUEHANNA TRAIL, SUITE C
YORK, PENNSYLVANIA 17404

SOIL TYPES	SOIL GROUP
PeB – PENN CHANNERY LOAM, 3 TO 8 PERCENT SLOPES	–
RgA – READINGTON SILT LOAM, 0 TO 3 PERCENT SLOPES	–
RwA – ROWLAND SILT LOAM, 0 TO 3 PERCENT SLOPES	–

FOX & ASSOCIATES INC.
Est. 1966

FOX & ASSOCIATES, INC.
ENGINEERS • SURVEYORS • PLANNERS
981 MT. AETNA ROAD
HAGERSTOWN, MD. 21740
PHONE: (301)733-8503
FAX: (301)733-1853
82 WORMANS MILL COURT
SUITE 'B'
FREDERICK, MD. 21701
PHONE: (301)695-0860
FAX: (301)293-6009
WWW.FOXASSOCIATESINC.COM E-mail: FOXFREDERICK@FOXASSOCIATESINC.COM

DRAWN BY

REVISION

DATE

FINAL SITE PLAN - UTILITIES AND PAVING

RUTTER'S STORE # 84

SITUATED ON THE SOUTHEAST CORNER
OF MD. ROUTE 140 AND MD. ROUTE 15
TOWN OF EMMITSBURG , ELECTION DISTRICT No. 5
FREDERICK COUNTY, MARYLAND

SCALE: 1" = 50'

PROJECT NO.	18-31407
DRAWING NO.	D -
DATE:	JANUARY 2019
DRAWN BY:	JHC
CHECKED BY:	JHC

SHEET 3 OF 7

H:\CARLSON PROJECTS\18\31407 RUTTERS - EMMITSBURG\SITE PLAN\FSP-01.dwg, 1/28/2019 3:49:50 PM, JCECL 1:1

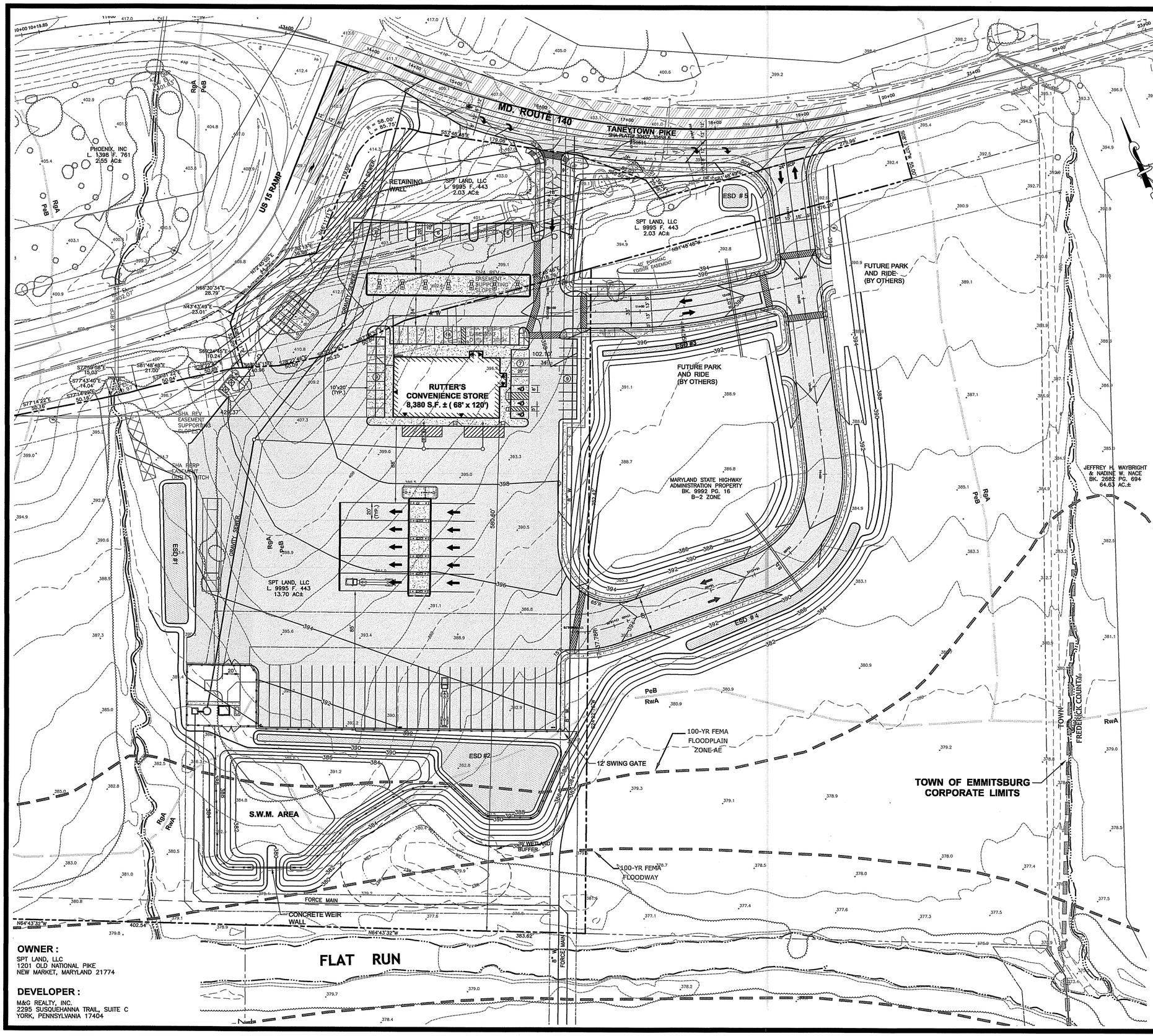

OWNER :
SPT LAND, LLC
1201 OLD NATIONAL PIKE
NEW MARKET, MARYLAND 21774

DEVELOPER :
M&G REALTY, INC.
2295 SUSQUEHANNA TRAIL, SUITE C
YORK, PENNSYLVANIA 17404

SOIL TYPES	SOIL GROUP
PeB – PENN CHANNERY LOAM, 3 TO 8 PERCENT SLOPES	–
RgA – READINGTON SILT LOAM, 0 TO 3 PERCENT SLOPES	–
RwA – ROWLAND SILT LOAM, 0 TO 3 PERCENT SLOPES	–

GRAPHIC SCALE
50 0 25 50 100 200
(IN FEET)
1 inch = 50 ft.

FOX & ASSOCIATES INC.
Est. 1966

FOX & ASSOCIATES, INC.
ENGINEERS • SURVEYORS • PLANNERS
881 MT. AETNA ROAD
HAGERSTOWN, MD. 21740
PHONE: (301)733-8503
or (301)416-7250
FAX: (301)733-1853
82 WORMANS MILL COURT
SUITE 'G'
FREDERICK, MD. 21701
PHONE: (301)695-0880
FAX: (301)293-6009
WWW.FOXASSOCIATESINC.COM Email: FOXFREDERICK@FOXASSOCIATESINC.COM

DRAWN BY
REVISION
DATE

FINAL SITE PLAN - GRADING & SWM
RUTTER'S STORE # 84

SITUATED ON THE SOUTHEAST CORNER
OF MD. ROUTE 140 AND MD. ROUTE 15
TOWN OF EMMITSBURG, ELECTION DISTRICT No. 5
FREDERICK COUNTY, MARYLAND

SCALE: 1" = 50'

PROFESSIONAL CERTIFICATION

I HEREBY CERTIFY THAT THESE DOCUMENTS WERE PREPARED OR APPROVED BY ME, AND THAT I AM A DULY LICENSED PROFESSIONAL ENGINEER UNDER THE LAWS OF THE STATE OF MARYLAND.

LICENSE No.: _____ EXP. DATE: _____

PROJECT NO. 18-31407
DRAWING NO. D - 3454
DATE: JANUARY 2019
DRAWN BY: JHC
CHECKED BY: JHC

SHEET 4 OF 7

H:\CARLSON PROJECTS\18\31407 RUTTERS - EMMITSBURG\SITE PLAN\FSP-01.DWG, 4/25/2019 2:59:17 PM, JCEDL, 1:1

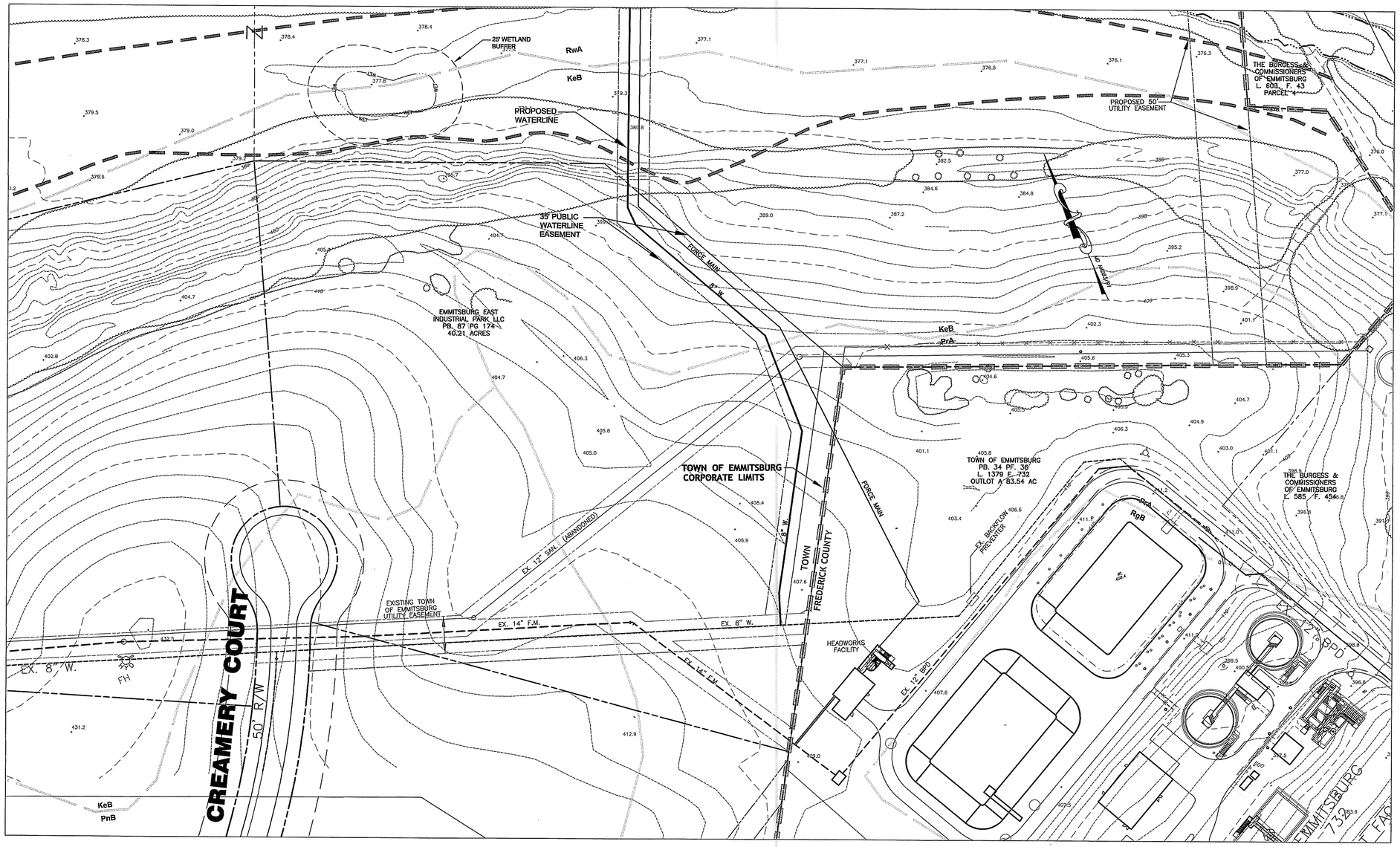

OWNER :
SPT LAND, LLC
1201 OLD NATIONAL PIKE
NEW MARKET, MARYLAND 21774

DEVELOPER :
M&G REALTY, INC.
2295 SUSQUEHANNA TRAIL, SUITE C
YORK, PENNSYLVANIA 17404

GRAPHIC SCALE

50 0 25 50 100 200

(IN FEET)
1 inch = 50 ft.

FOX & ASSOCIATES INC.
Est. 1966

FOX & ASSOCIATES, INC.
ENGINEERS • SURVEYORS • PLANNERS
981 MT. AETNA ROAD
HAGERSTOWN, MD. 21740
PHONE: (301)733-8503
or (301)416-7250
FAX:(301)733-1853
82 WORMANS MILL COURT
SUITE 'G'
FREDERICK, MD. 21701
PHONE: (301)695-0880
FAX: (301)293-6009
WWW.FOXASSOCIATESINC.COM Email: FOXFREDERICK@FOXASSOCIATESINC.COM

DRAWN BY

REVISION

DATE

FINAL SITE PLAN

RUTTER'S STORE # 84

SITUATED ON THE SOUTHEAST CORNER
OF MD. ROUTE 140 AND MD. ROUTE 15
TOWN OF EMMITSBURG, ELECTION DISTRICT No. 5
FREDERICK COUNTY, MARYLAND

SCALE: 1" = 50'

PROJECT NO. 18-31407
DRAWING NO. D - 3454
DATE: JANUARY 2019
DRAWN BY: JHC
CHECKED BY: JHC

SHEET 5 OF 7

H:\CARLSON PROJECTS\18\31407 RUTTERS - EMMITSBURG\SITE PLAN\FSP-01.DWG, 4/25/2019 2:59:43 PM, JCECL, 1:1

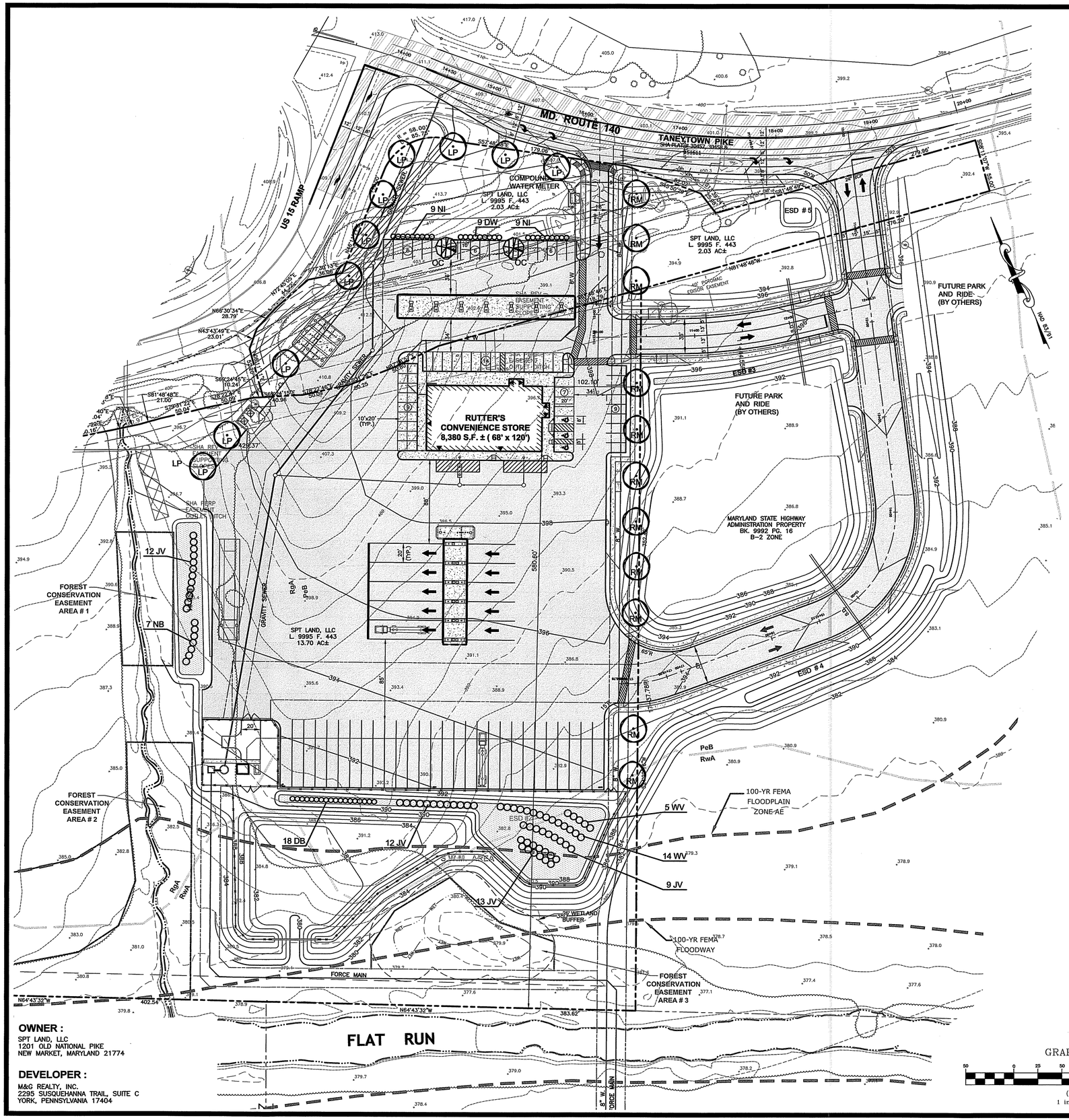

OWNER :
SPT LAND, LLC
1201 OLD NATIONAL PIKE
NEW MARKET, MARYLAND 21774

DEVELOPER :
M&G REALTY, INC.
2295 SUSQUEHANNA TRAIL, SUITE C
YORK, PENNSYLVANIA 17404

GRAPHIC SCALE
50 0 25 50 100 200
(IN FEET)
1 inch = 50 ft.

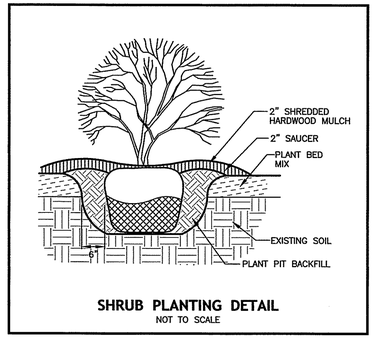

SHRUB PLANTING DETAIL
NOT TO SCALE

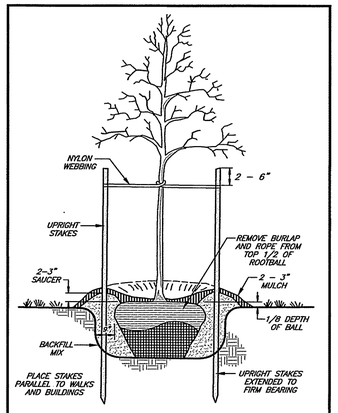

TREE PLANTING DETAIL
NOT TO SCALE

Deciduous Tree Plant List

Key	Qty.	Botanical Name/Common Name	Size	Condition
LP	10	Platanus acerifolia 'Columbia' Columbia London Plane Tree	2½" cal. min.	B&B
RM	11	Acer Rubrum 'Frank Jr.' Redpointe Maple	2½" cal. min.	B&B
OC	2	Prunus campanulata Okame Cherry	2" cal. min.	B&B

Shrub Plant List

Key	Qty.	Botanical Name/Common Name	Size	Condition
JV	46	Viburnum x juddii Judd Viburnum	2'-2½' ht. & spread	Container
NB	7	Myrica pennsylvanica Northern Bayberry	2'-2½' ht. & spread	Container
DB	18	Myrica pennsylvanica 'Don's Dwarf' Don's Dwarf Bayberry	2'-2½' ht. & spread	Container
WV	19	Viburnum nudum 'Winterthur' Winterthur Viburnum	2'-2½' ht. & spread	Container
NI	18	Ilex glabra 'Nigra' Nigra Inkberry	2'-2½' ht. & spread	Container
DW	9	Viburnum obovatum 'Densa' Dwarf Walter's Viburnum	2'-2½' ht. & spread	Container

Landscape Notes

1. The landscape contractor shall verify the quantities of plant material shown on the plan and shall provide and plant all material in accordance with the plan.
2. Plant material shall conform to the current issue of the American Standard for Nursery Stock published by the American Association of Nurserymen.
3. Plant material shall be installed in accordance with the "Landscape Specification Guidelines" by the Landscape Contractors Association of Maryland, the District of Columbia and Virginia (latest edition).
4. The landscape contractor shall notify Miss Utility to verify the location of utilities in the field before proceeding with the installation.
5. All plants six feet in height and taller are to be staked as noted in the "Landscape Specification Guidelines" and the staking detail on this plan.
6. Planting areas are to have a minimum 18" depth of clean soil for the entire area of the planting. Clean soil must include existing on-site soil, but must be free of chemical substances and debris over 1½" diameter. The top 6 inches of the soil shall be topsoil meeting the criteria of the "Landscape Specification Guidelines".
7. The plants are to be planted into prepared planting beds. A 2" layer of organic material, as defined in the "Landscape Specification Guidelines", shall be thoroughly cultivated into the bed area. The backfill mixture for trees and shrubs shall be existing soil mixed with ¼ organic material, plus compost.
8. The edge of the mulch bed shall be formed as a 2" to 3" deep "V" trench to separate the mulch bed from the grass lawn area. The trench shall form a smooth, continuous curve, as shown on the Landscape Plan. The "V" trench shall be maintained, as necessary, to prevent the encroachment of grass into the bed.
9. After planting, the entire bed is to receive 2" to 3" of mulch. Mulch shall be composted, shredded, hardwood bark mulch, dark brown in color.
10. The landscape contractor shall use a pre-emergent, soil applied, herbicide on the mulched bed areas. Apply the pre-emergent herbicide only when all foliage is dry to prevent foliar burn.
11. All trees that are not in designated planter beds shall receive a 4'-5' diameter mulch bed around the trunk with 2" to 3" of dark, shredded, hardwood bark mulch.
12. The landscaping is to be maintained with living plant material. The warranty is for a (1) one year period, excluding bulbs and annuals, commencing on the date of initial acceptance. All plants shall be alive and in satisfactory growth at the end of the guarantee period. Any material that is 25% dead or more shall be considered dead and must be replaced at no charge. A tree shall be considered dead when the main leader has died back, or 25% of the crown is dead. The warranty may be void if proper care, by the owner or the owner's maintenance contractor, is not provided.

FOX & ASSOCIATES INC.
Est. 1966

FOX & ASSOCIATES, INC.
ENGINEERS•SURVEYORS•PLANNERS
981 MT. AETNA ROAD
HAGERSTOWN, MD. 21740
PHONE: (301)733-8503
or (301)416-7250
FAX: (301)733-1853
82 WORMANS MILL COURT
SUITE 'G'
FREDERICK, MD. 21701
PHONE: (301)695-0880
FAX: (301)293-6009
WWW.FOXASSOCIATESINC.COM Email: FOXFREDERICK@FOXASSOCIATESINC.COM

DRAWN BY	REVISION	DATE

LANDSCAPE PLAN
RUTTER'S STORE # 84
SITUATED ON THE SOUTHEAST CORNER
OF MD. ROUTE 140 AND MD. ROUTE 15
TOWN OF EMMITSBURG , ELECTION DISTRICT No. 5
FREDERICK COUNTY, MARYLAND

SCALE: 1" = 50'

PROFESSIONAL CERTIFICATION

STATE OF MARYLAND
EDWARD L. ROLLAND
No. 668
LANDSCAPE ARCHITECT
4/29/19

I HEREBY CERTIFY THAT THESE DOCUMENTS WERE PREPARED OR APPROVED BY ME, AND THAT I AM A DULY LICENSED PROFESSIONAL ENGINEER UNDER THE LAWS OF THE STATE OF MARYLAND.

LICENSE No.: _____ EXP. DATE: _____

PROJECT NO. 18-31407
DRAWING NO. D - 3454
DATE: JANUARY 2019
DRAWN BY: RND
CHECKED BY: REL

SHEET 6 OF 7

H:\CARLSON PROJECTS\18\31407 RUTTERS - EMMITSBURG\SITE PLAN\FSP-01.DWG, 4/25/2019 10:06:59 AM, JETTER, 1:1

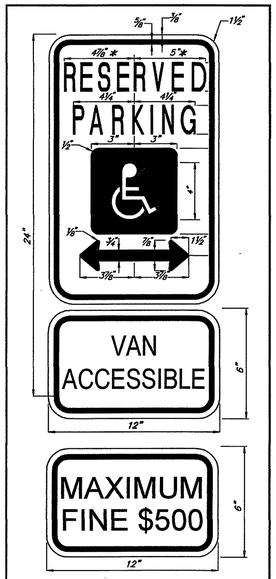

* REDUCE SPACING 50 PERCENT
COLORS
LEGEND AND BORDER - GREEN
WHITE SYMBOL ON BLUE BACKGROUND
BACKROUND - WHITE
ARROW MAY BE REMOVED IF NECESSARY
Reference: State of Maryland Standard Highway Signs Booklet
MdMUTCD SECTION - 2B.39, 2B.40, 2B.41, 7B.14

RESERVED PARKING R7-8
VAN ACCESSIBLE R7-8A
MAXIMUM FINE R7-8(2)

N.T.S.

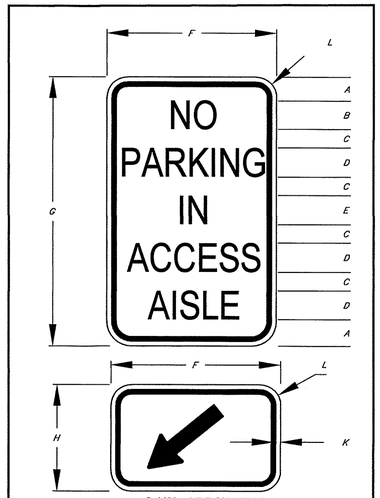

2 1/2" ARROWHEAD
NOTE: ARROWHEAD TO FACE LEFT OR RIGHT DEPENDING ON SIGN PLACEMENT.

SIGN SIZE	DIMENSION (INCHES)											
	A	B	C	D	E	F	G	H	J	K	L
STANDARD	1 3/4	2 1/4	1	2	1 1/2	12	18	6	3/8	3/4	1 1/2

LEGEND AND BORDER - RED
BACKROUND - WHITE (RETROFLECTIVE)

ACCESS AISLE SIGN R8-1(2)
N.T.S.

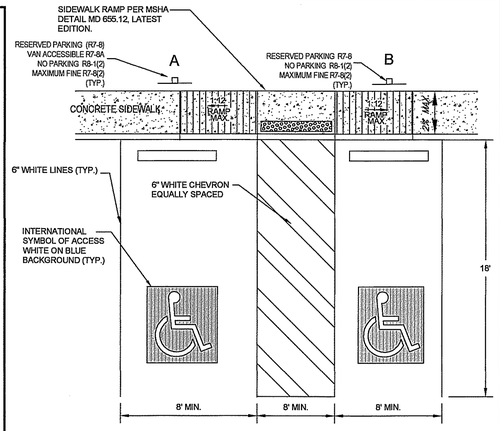

NOTE:
2% MAXIMUM SLOPE IN ALL DIRECTIONS FOR ENTIRE ADA SPACE, AISLE AND ACCESSIBLE ROUTE.

ACCESSIBLE PARKING SPACE WITH CURB
N.T.S.

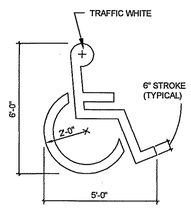

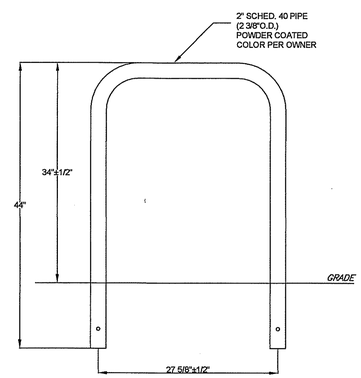

FRONT ELEVATION

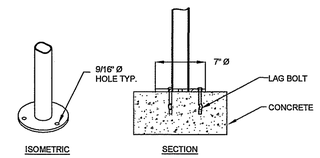

SURFACE FLANGE MOUNT (SF)

NOTES:
1. INSTALL BIKE RACKS ACCORDING TO MANUFACTURER'S SPECIFICATIONS.
2. OWNER TO SELECT COLOR (FINISH).
3. SEE SITE PLAN FOR LOCATION.

SURFACE MOUNT 2 BICYCLE RACK
NOT TO SCALE

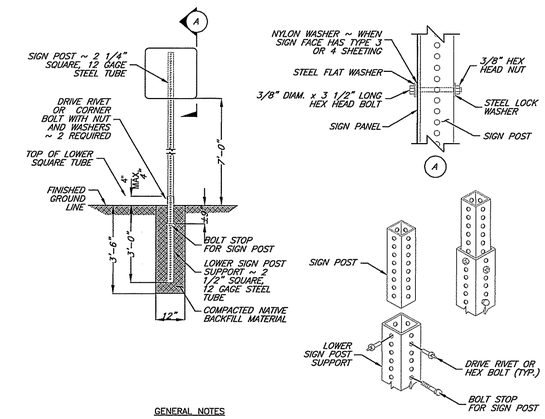

GENERAL NOTES

GENERAL
SIGN POSTS SHALL BE INSTALLED PLUMB TO THE GROUND. LEANING POSTS WILL NOT BE ACCEPTED. THE COMPLETED SIGN/POST SYSTEMS SHALL MEET THE REQUIREMENTS AS DETAILED ON THIS SHEET AND AS REQUIRED BY THE MANUFACTURER OF THE SYSTEM.
SHEETING
ALL SIGNS SHALL BE IN ACCORDANCE WITH THE MANUAL ON UNIFORM TRAFFIC CONTROL DEVICES AND SHA'S STANDARD SIGN BOOK, LATEST EDITION.
BLANKS
THE ALUMINUM SIGN BLANKS SHALL CONFORM TO ASTM B–209, ALLOY 6061–T6 OR 5052–H38. BLANKS SHALL HAVE A THICKNESS OF 0.080". ALL DIMENSIONS SHALL BE AS SHOWN IN THESE DETAILS.
HARDWARE
BOLTS, NUTS, SPACERS AND RIVETS SHALL MEET POST MANUFACTURER'S REQUIREMENTS FOR PROPER OPERATION OF THE BREAK AWAY SYSTEMS SUPPLIED. ALL HARDWARE SHALL HAVE A CORROSION RESISTANT FINISH PER POST MANUFACTURE'S REQUIREMENTS.
POSTS
THE STEEL POSTS, BASES AND SLEEVES SHALL CONFORM TO THE STANDARD SPECIFICATIONS FOR COLD ROLLED CARBON SHEET STEEL, COMMERCIAL QUALITY, ASTM A–446, GRADE A. DIMENSIONS OF THE COMPONENTS SHALL BE AS DETAILED ON THIS SHEET. ALL POSTS SHALL BE GALVANIZED. THE YIELD STRENGTH OF THE POST, SLEEVE AND ANCHOR SHALL BE 52,000 PSI. THE POSTS, SLEEVE AND ANCHOR SHALL BE MANUFACTURED FROM HOT DIPPED GALVANIZED STEEL WITH 1.25 OUNCE COATING CONFORMING TO ASTM A–525, ALSO REFERRED TO AS G–90. BOTH INTERIOR AND EXTERIOR FACES OF THE COMPONENTS SHALL BE GALVANIZED.

THE POST SHALL BE FLUSH OR RECESSED DOWN BELOW THE TOP OF THE SIGN.

ON-SITE SIGN SUPPORT DETAIL
N.T.S.

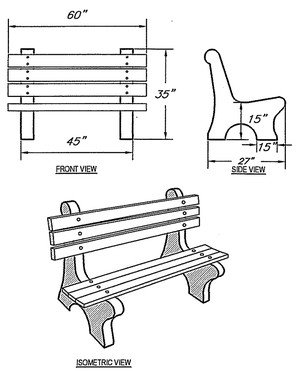

TYPICAL CONCRETE PARK BENCH WITH WOOD SLATS
N.T.S.

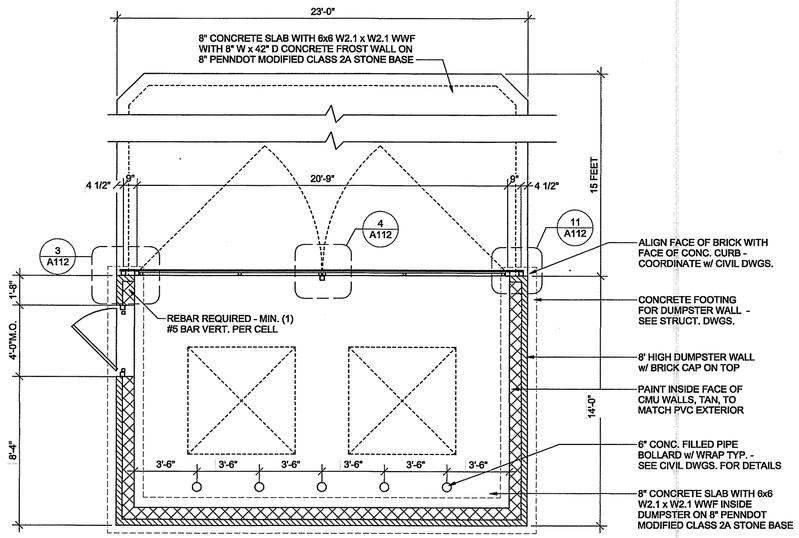

1 / A112 DUMPSTER ENCLOSURE PLAN
1/4" = 1'-0"

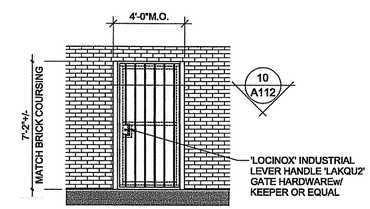

9 / A112 DUMPSTER DOOR ELEVATION
1/4" = 1'-0"

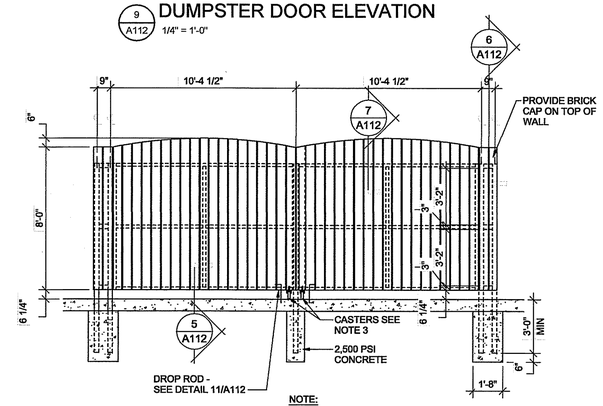

NOTE:
1. ALL FASTENERS TO BE STAINLESS STEEL, COLOR TO MATCH PVC
2. ALL METAL FRAMES TO BE PAINTED TAN TO MATCH PVC
3. CASTERS TO BE MODEL NO. 3.00514.309 WITH TREAD LOCK & 3/4" DIAMETER STEM BY COLSON

2 / A112 DUMPSTER GATE ELEVATION
1/4" = 1'-0"

FOX & ASSOCIATES INC.
Est. 1966
FOX & ASSOCIATES, INC.
ENGINEERS • SURVEYORS • PLANNERS
981 MT. AETNA ROAD
HAGERSTOWN, MD. 21740
PHONE: (301)733-8503
or (301)416-7250
FAX: (301)733-1653
82 WORMANS MILL COURT
SUITE 'G'
FREDERICK, MD. 21701
PHONE: (301)695-0880
FAX: (301)293-6009
WWW.FOXASSOCIATESINC.COM Email: FOXFREDERICK@FOXASSOCIATESINC.COM

DRAWN BY
REVISION
DATE

SITE DETAILS
RUTTER'S STORE # 84
SITUATED ON THE SOUTHEAST CORNER OF MD. ROUTE 140 AND MD. ROUTE 15
TOWN OF EMMITSBURG, ELECTION DISTRICT No. 5
FREDERICK COUNTY, MARYLAND

SCALE: AS NOTED

PROJECT NO. 18-31407
DRAWING NO. D -
DATE: APRIL 2019
DRAWN BY: RND
CHECKED BY: JHC

SHEET 7 OF 7

H:\CARLSON PROJECTS\18\31\07 RUTTERS - EMMITSBURG\SITE PLAN\FSP-D1.DWG, 4/25/2019 3:02:49 PM, JCEDL 1:1

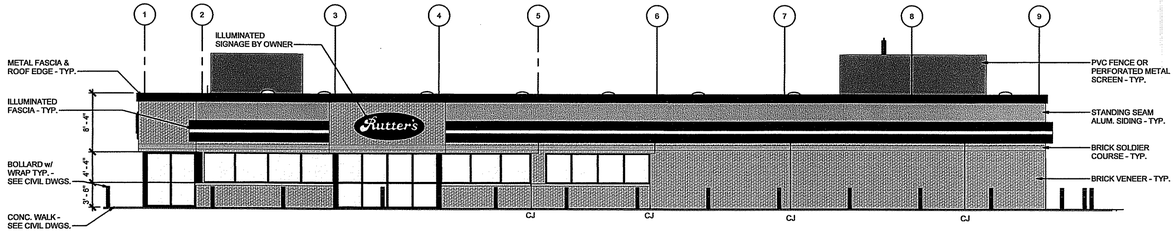

EXTERIOR ELEVATION
1/8" = 1'-0"

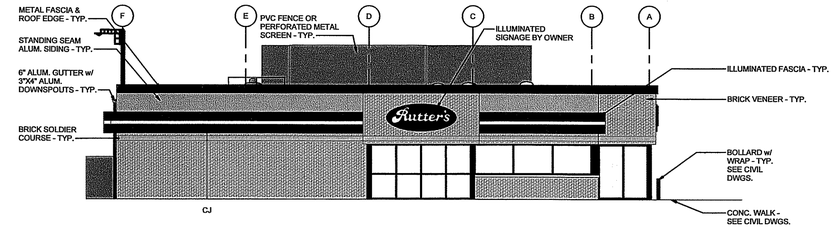

EXTERIOR ELEVATION
1/8" = 1'-0"

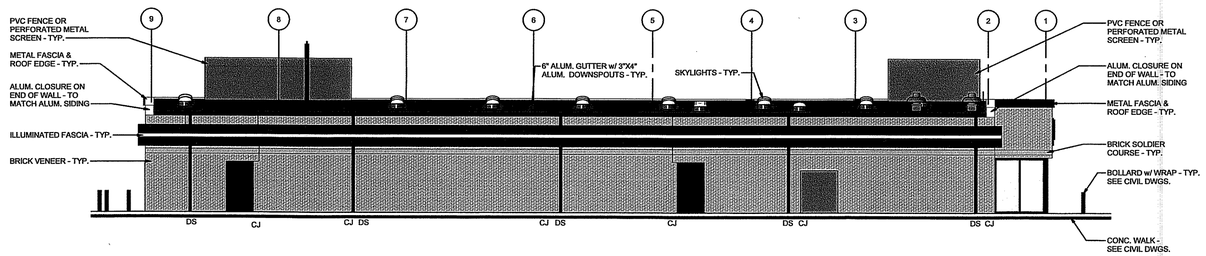

EXTERIOR ELEVATION
1/8" = 1'-0"

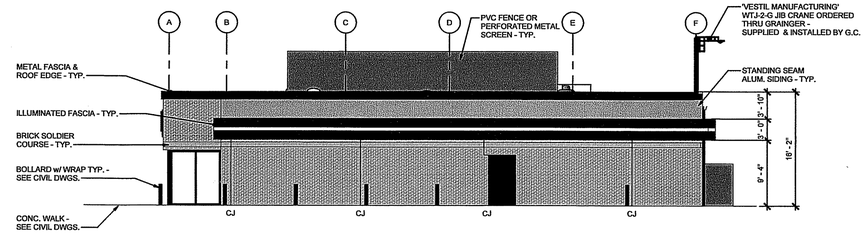

EXTERIOR ELEVATION
1/8" = 1'-0"

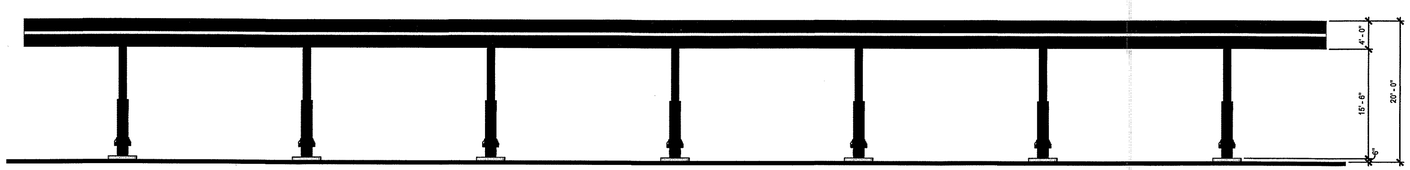

GAS CANOPY ELEVATION
1/8" = 1'-0"

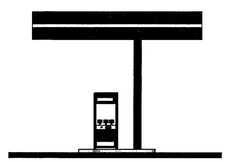

GAS CANOPY ELEVATION
1/8" = 1'-0"

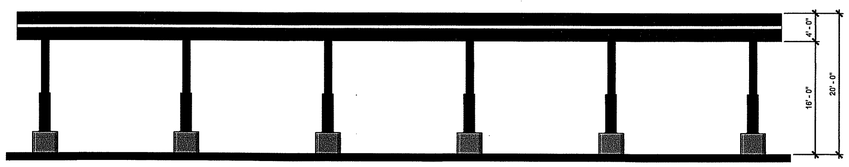

DIESEL CANOPY ELEVATION
1/8" = 1'-0"

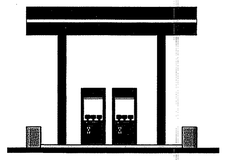

DIESEL CANOPY ELEVATION
1/8" = 1'-0"

NOT FOR CONSTRUCTION

Rutter's

SITE / BUILDING DEVELOPMENT
THE RUTTER'S COMPANIES
2288 SUSQUEHANNA TRAIL, SUITE C
YORK, PA 17404
(717) 846-9827

© COPYRIGHT RICK SUTTER - ALL RIGHTS RESERVED. THESE PLANS ARE THE PROPERTY OF RICK SUTTER AND MAY NOT BE REPRODUCED OR PLANS IN WHOLE OR IN PART, WITHOUT THE WRITTEN PERMISSION OF SUTTER IS STRICTLY PROHIBITED

PROJECT

Architect
Weaver&Associates
320 N. George St. Suite 100
York, PA 17401
(717) 846-8383

Structural Engineer
Carney Engineering Group
151 S. Pershing Street
York, PA 17401
(717) 852-1260

Civil Engineer
Weaver&Associates
320 N. George St. Suite 100
York, PA 17401
(717) 846-8383

MEP Engineering
Weaver&Associates
221 W. Philadelphia Street
York, PA 17401
(717) 854-0304

REVISIONS

#	DATE	DESCRIPTION

RUTTER'S # 84
Route 140 & Route 15
Emmitsburg, Maryland
Town of Emmitsburg, Frederick County

EXTERIOR ELEVATIONS

PROGRESS

SEAL / STAMP

I CERTIFY THAT THESE DOCUMENTS WERE PREPARED OR APPROVED BY ME, AND THAT I AM A DULY LICENSED ARCHITECT UNDER THE LAWS OF THE STATE OF MARYLAND. LICENSE NUMBER: SEAL EXPIRATION DATE 12-31-2019

PROJECT / STORE	DATE	SCALE	DRAWN	CHECKED
084	04.15.2019	1/8" = 1'-0"	SFS	SFS

SHEET

A201

4/16/2019 9:54:31 AM Z:\Sites 84\-Emmitsburg, MD\Arch\Rutter's 84 - 2019.rvt

red leonard associates
1340 Kemper Meadow Dr. | Cincinnati, OH 45240 | 513-574-9500
www.redleonard.com

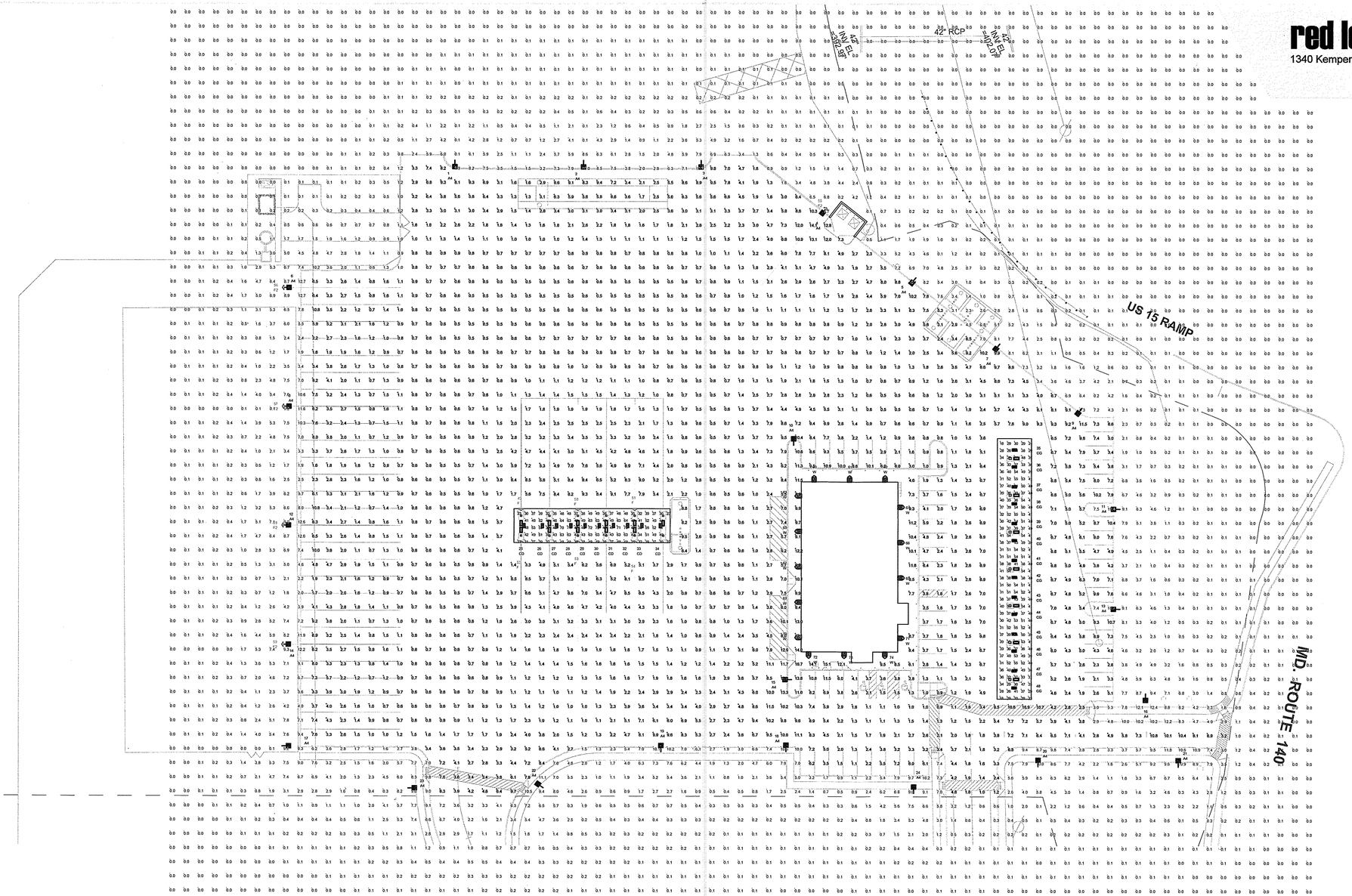

LUMINAIRE LOCATION SUMMARY		
LUM NO.	LABEL	MTG. HT.
1	A4	19
2	A4	19
3	A4	19
4	A4	19
5	A4	19
6	A4	19
7	A4	19
8	A4	19
9	A4	19
10	A4	19
11	A4	19
12	A4	19
13	A4	19
14	A4	19
15	A4	19
16	A4	19
17	A4	19
18	A4	19
19	A4	19
20	A4	19
21	A4	19
22	A4	19
23	A4	19
24	A4	19
25	CD	16
26	CD	16
27	CD	16
28	CD	16
29	CD	16
30	CD	16
31	CD	16
32	CD	16
33	CD	16
34	CD	16
35	CG	16
36	CG	16
37	CG	16
38	CG	16
39	CG	16
40	CG	16
41	CG	16
42	CG	16
43	CG	16
44	CG	16
45	CG	16
46	CG	16
47	CG	16
48	CG	16
49	F	20
50	F	20
51	F	20
52	F	20
53	F	20
54	F	20
55	F2	19
56	F2	20
57	F2	20
58	F2	20
59	F2	20
60	W	10
61	W	10
62	W	10
63	W	10
64	W	10
65	W	10
66	W	10
67	W	10
68	W	10
69	W	10
70	W	10
71	W	10
72	W	10
73	W	10
74	W	10

NOTES:
- AREA LIGHTS ON NEW 15 FT. POLES MOUNTED ON 4 FT. CONCRETE BASES

FOOTCANDLE LEVELS CALCULATED AT GRADE USING INITIAL LUMEN VALUES					
LABEL	AVG	MAX	MIN	AVG/MIN	MAX/MIN
PAVED AREA	3.04	16.9	0.5	6.08	33.80
UNDEFINED AREA	1.04	12.7	0.0	N.A.	N.A.
UNDER DIESEL CANOPY	46.10	72	23	2.00	3.13
UNDER GAS CANOPY	40.61	55	18	2.26	3.06

LUMINAIRE SCHEDULE										
SYMBOL	QTY	LABEL	ARRANGEMENT	LUMENS	LLF	BUG RATING	WATTS/LUMINAIRE	TOTAL WATTS	MANUFACTURER	DESCRIPTION
	24	A4	SINGLE	27103	1.030	B4-U0-G3	215	5160	Cree Inc	OSQ-DA-XX + OSQ-A-NM-4ME-U-57K-UL-XX
	10	CD	SINGLE	20785	1.030	B4-U0-G1	201	2010	Cree Inc	CAN-228-SL-RM-09-E-UL-BZ-700
	14	CG	SINGLE	20785	1.030	B4-U0-G1	201	2814	Cree Inc	CAN-228-SL-RM-09-E-UL-WH-700
	6	F	SINGLE	17250	1.040	B5-U0-G0	169	1014	CREE, INC.	FLD-EDG-40-AA-10-E-UL-XX-525 (CANOPY MOUNT)
	5	F2	SINGLE	17250	1.040	B5-U0-G0	169	845	CREE, INC.	FLD-EDG-40-AA-10-E-UL-XX-525 (TENON MOUNT)
	15	W	SINGLE	6216	1.040	B2-U0-G2	68	1020	BETALED, A DIVI	SEC-EDG-4M-WM-04-E-UL-XX-525

PERSONS USING THIS PROGRAM ARE ADVISED THAT THIS PROGRAM MAY CONTAIN ERRORS WHICH RED LEONARD ASSOCIATES, INC. OR ITS SOFTWARE PROVIDER HAVE NOT OBSERVED. IN ADDITION, THE USE OF THIS PROGRAM TO AID IN LAYOUT OF LIGHTING AND ESTIMATING MATERIAL QUANTITIES IS NOT INTENDED TO REMOVE THE RESPONSIBILITY OF THE USER TO VERIFY THE COMPLETENESS OF ANY BILL OF MATERIAL AND THE ACCURACY OF ANY LAYOUT TO ENSURE FULL ACCORDANCE WITH ALL LOCAL, STATE, OR FEDERAL STATUTES, REGULATIONS OR OTHER REQUIREMENTS, OR THE REQUIREMENTS OF ANY INSURANCE GROUP, ORGANIZATION OR CARRIER REGARDING LUMINAIRES AND THEIR APPLICATION.

FOR INFORMATIONAL AND ILLUSTRATION PURPOSES ONLY. ALL PRODUCT, SERVICE AND CORPORATE NAMES ARE THE PROPERTY OF THEIR RESPECTIVE OWNERS. PRODUCT SPECIFICATIONS AND QUANTITIES MAY VARY. THESE DOCUMENTS ARE THE PROPERTY OF RED LEONARD ASSOCIATES, INC. ANY USE OF THESE DOCUMENTS WITHOUT THE WRITTEN CONSENT OF JAYME J. LEONARD OF RED LEONARD ASSOCIATES, INC. IS STRICTLY PROHIBITED.

ILLUMINATION RESULTS SHOWN ON THIS LIGHTING APPLICATION ARE BASED ON PRODUCT PARAMETERS PROVIDED BY THE MANUFACTURER LISTED, USED IN CONJUNCTION WITH LUMINAIRE TESTED PROCEDURES CONDUCTED UNDER LABORATORY CONDITIONS. ACTUAL PROJECT CONDITIONS DIFFERING FROM THESE PARAMETERS MAY AFFECT FIELD RESULTS. THE CUSTOMER IS RESPONSIBLE FOR VERIFYING COMPLIANCE WITH ANY APPLICABLE ELECTRICAL, LIGHTING, OR ENERGY CODE.

SCALE: 1" = 40'
LAYOUT BY: BJM
DWG SIZE: D
DATE: 4/25/19

PROJECT NAME:
RUTTER'S FARM #84
EMMITSBURG, MD
DRAWING NUMBER:
RL-6070-S1

rla

AREA

PRODUCT INFORMATION

SYMBOL:	QTY:	LABEL:
	24	A4

OSQ-DA-XX + OSQ-A-NM-4ME-U-57K-UL-XX

OSQ Series

OSQ™ LED Area/Flood Luminaire – Large

Product Description

The OSQ™ Area/Flood luminaire blends extreme optical control, advanced thermal management and modern, clean aesthetics. Built to last, the housing is rugged cast aluminum with an integral, weathertight LED driver compartment and high performance heat sink.
Its slim, low-profile design minimizes wind load requirements and blends seamlessly into the site providing even, quality illumination. The 'T' input power designator is a suitable upgrade for HID applications up to 750 Watts, and the 'U' input power designator is a suitable upgrade for HID applications up to 1000 Watts.
Applications: Parking lots, walkways, campuses, auto dealerships, office complexes, and internal roadways

Performance Summary

Nanooptic® Precision Delivery Grid™ optic
Assembled in the U.S.A. of U.S. and imported parts
Initial Delivered Lumens: Up to 27,103
Efficacy: Up to 139 LPW
CRI: Minimum 70 CRI
CCT: 3000K (+/- 300K), 4000K (+/- 300K), 5700K (+/- 500K)
Limited Warranty[1]: 10 years on luminaire/10 years on Colorfast DuraGuard™ finish

[1] See http://lighting.cree.com/warranty for warranty terms

Accessories

Field-Installed	
Backlight Shield (BS-OSQ-A)	Hand-Held Remote (SA-OSRDSM)
• Glare control option (BS-OSQ-A)	• For successful implementation of the programmable multi-level option, a minimum of one hand-held remote is required
• Related option	

Ordering Information

Fully assembled luminaire is composed of two components that must be ordered separately:
Example: Mount: OSQ-A4DY + Luminaire: OSQ-A-NM-2ME2-T-40K-UL-SV

Mount (Luminaire must be ordered separately)*		
Slide		
OSQ-A4 Adjustable Arm	Color Options: SV Silver	BZ Bronze
OSQ-DA Direct Arm	DK Black	WH White

* Reference CPA and poly configuration catalogs for ordering information on page 7

Luminaire (Mount must be ordered separately)								
OSQ	A	NM						
Product	Version	Mounting	Optic	Input Power Designator	CCT	Voltage	Color Options	Options
OSQ	A	NM No Mount	Asymmetric: 2ME2* Type 2 Medium 3ME3* Type 3 Medium Symmetric: 2ME 2SD Type 2 Short 4ME 4SD Type 4 Short 5ME 5SD Type 5 Short 4W Type 4 Wide WD Wide Dist. 1SD Type 1 Short Flood	T 120V-277V U 347V-480V	30K 3000K 40K 4000K 57K 5700K	UL Universal 120-277V UN Universal 347-480V	BK Black SV Silver BZ Bronze WH White	DIM 0-10V Dimming • Refer to Dimming specs sheet for details • Can't exceed specified drive current PMB Programmable Multi-Level, 10-20' Mounting Height • Refer to PMB specs sheet for details • Intended for outdoor applications at 5° tilt ANSI/NEMA Receptacle Location Field Adjustable (FAO) • Available in: 1S, 2S, 3S, 4S, 5S, 6S, 7S, 8S, 9S, 10S, 11S, 12S, 13S, 14S, 15S, 16S, 17S, 18S, 19S, 20S, 21S, 22S, 23S, 24S, 25S, 26S, 27S, 28S, 29S, 30S, 31S, 32S, 33S, 34S, 35S, 36S, 37S, 38S, 39S, 40S, 41S, 42S, 43S, 44S, 45S, 46S, 47S, 48S, 49S, 50S, 51S, 52S, 53S, 54S, 55S, 56S, 57S, 58S, 59S, 60S, 61S, 62S, 63S, 64S, 65S, 66S, 67S, 68S, 69S, 70S, 71S, 72S, 73S, 74S, 75S, 76S, 77S, 78S, 79S, 80S, 81S, 82S, 83S, 84S, 85S, 86S, 87S, 88S, 89S, 90S, 91S, 92S, 93S, 94S, 95S, 96S, 97S, 98S, 99S, 100S • Refer to pages 9-10 for power and lumen maintenance • Refer to Mounting Accessories for details • Intended for outdoor applications with mounting height of 10' • Mounts to any American requirements within ARRA • DLC qualified when ordered with PY or SF, optics with 4D LEDs and 525 or 700mA drive current. Please refer to www.designlights.org/QPL for most current information • RoHS compliant. Consult factory for additional details • Dark Sky Friendly, IDA Approved when ordered with 30K CCT. Please refer to http://darksky.org/fsa/fsa-products/ for most current information

* Available with Backlight Shield when ordered with field-installed accessory (see table above)

Rev. Date: V13-05/10/2018

US: lighting.cree.com T (800) 236-6800 F (262) 504-5415 Canada: www.cree.com/canada T (905) 672-7234 F (905) 890-7507

CANOPY

PRODUCT INFORMATION

SYMBOL:	QTY:	LABEL:
	10	CD

CAN-228-SL-RM-09-E-UL-BZ-700

	14	CG

CAN-228-SL-RM-09-E-UL-WH-700

228 Series™

LED Recessed Canopy Luminaire

Product Description

Slim, low profile, easy mounting from below or above the deck. Luminaire sides are rugged cast aluminum with high performance extruded aluminum heat sinks specifically designed for LED. Luminaire mounts directly to the canopy deck and is secured in place with compression molded trim frame. Luminaire housing is provided with factory applied foam gasket and provides for a weathertight seal between luminaire housing and canopy deck. Suitable for use in single or double side canopies with 10" (254mm) or 14" (356mm) wide panels. Designed for canopies of 16-22 gauge (maximum 0.0517 (1.31mm) thickness).
Applications: Petroleum stations, convenience stores, drive-thru banks and restaurants, retail and grocery

Performance Summary

Patented NanoOptic® Product Technology
Made in the U.S.A. of U.S. and imported parts
CRI: Minimum 70 CRI
CCT: 4000K (+/- 300K), 5700K (+/- 500K) standard
Limited Warranty[1]: 10 years on luminaire/10 years on Colorfast DuraGuard™ finish

[1] See http://lighting.cree.com/warranty for warranty terms

Accessories

Field-Installed	
Upgrade Plate Kit	Upgrade Plate Kit • Plastic
10.0" x 25.0" (254mm x 635mm) steel face plate used when replacing recessed HID luminaires in existing open ceiling grids	10.0" x 25.0" (254mm x 635mm) plastic plate; comes trim plates with and without border plates. For use when replacing existing recessed HID luminaires in open ceiling grids
• Includes mounting clamps and hardware	SA-CT228SLPM – 09 LED
SA-CT228SLPM – 09 LED	SA-CT228SLPM – 18 LED
SA-CT228SLPM – 18 LED	SA-CT228SLPM – 27 LED
SA-CT228SLPM – 27 LED	SA-CT228SLPM – 36 LED
• For use with canopies that are greater than 22' (56mm) diameter	• Fits without border plate for use with canopies that have a maximum of 10' (254mm) diameter or 14' (356mm) diameter cut hole
SA-CT228SLPM – 09 LED	SA-CT228SLPM – 09 LED
SA-CT228SLPM – 18 LED	SA-CT228SLPM – 18 LED
SA-CT228SLPM – 27 LED	SA-CT228SLPM – 27 LED
• For use with platform canopies that are less than 3.5" (89mm) deep	• For use with platform canopies that are less than 3.5" (89mm) deep that have a maximum of 10" (254mm) diameter or 14" x 10" (356mm x 254mm) cut hole
Upgrade Plate Kit • Metal	Upgrade Plate Kit • Plastic
Metal plate used when replacing surface mounted HID luminaires. Painted Colorfast DuraGuard™ white. Must be used with mounting hardware	Plastic plate used when replacing surface mounted HID luminaires. Must be used with mounting hardware
SA-CT228SLSMP	SA-CT228SLSMP
• 26" x 26" (660mm x 660mm) steel plate opens to 14" (356mm) diameter hole	• For use with 14" (356mm) canopies that have a maximum of 10" (254mm) diameter or 10" x 10" (254mm x 254mm) cut hole
SA-CT228SLSMP	SA-CT228SLSMP
• 26" x 26" (660mm x 660mm) steel plate opens to 14" (356mm) deep panels	• For successful implementation of the programmable multi-level option, a minimum of one hand-held remote is required

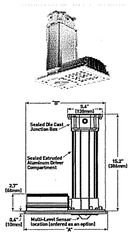

LED Count (x15)	Drive Current	Dim. "A"	Dim. "B"	Weight
09	525/700mA	13.1" (333mm)	13.1" (333mm)	18.7(8kg)
18	525/700mA	17.8" (451mm)	17.8" (451mm)	23.1(10kg)
24	700mA	17.8" (451mm)	17.8" (451mm)	24.3(11kg)
30	700mA	22.5" (572mm)	22.5" (572mm)	31.5(14kg)
36	525/700mA	22.5" (572mm)	22.5" (572mm)	31.5(14kg)

Ordering Information

Example: CAN-228-SL-RM-09-E-UL-WH-525

CAN-228								
Product	Optic	Mounting	LED Count (x15)	E Series	Voltage	Color Options	Drive Current	Options
CAN-228 Type 1 Medium SL Type 5 Medium Symmetric	RM Recessed	09 09 18 18 27 27 36 36	• Available with 1S optic only	E	UL Universal 120-277V UN Universal 347-480V	BK Black BZ Bronze SV Silver WH White	350 350mA 525 525mA 700 700mA • Available with 9S LEDs only 1050 1050mA • Available with 12S LEDs only	DIM 0-10V Dimming • Control by others • Refer to Dimming specs sheet for details • Can't exceed specified drive current PMB Programmable Multi-Level, 10-20' Mounting Height • Refer to PMB specs sheet for details • Intended for outdoor applications at 0° tilt ANSI/NEMA Receptacle Location Field Adjustable (FAO) • Available in: 1S, 2S, 3S, 4S, 5S, 6S, 7S, 8S, 9S, 10S, 11S, 12S, 13S, 14S, 15S, 16S, 17S, 18S, 19S, 20S, 21S, 22S, 23S, 24S, 25S, 26S, 27S, 28S, 29S, 30S, 31S, 32S, 33S, 34S, 35S, 36S, 37S, 38S, 39S, 40S, 41S, 42S, 43S, 44S, 45S, 46S, 47S, 48S, 49S, 50S, 51S, 52S, 53S, 54S, 55S, 56S, 57S, 58S, 59S, 60S, 61S, 62S, 63S, 64S, 65S, 66S, 67S, 68S, 69S, 70S, 71S, 72S, 73S, 74S, 75S, 76S, 77S, 78S, 79S, 80S, 81S, 82S, 83S, 84S, 85S, 86S, 87S, 88S, 89S, 90S, 91S, 92S, 93S, 94S, 95S, 96S, 97S, 98S, 99S, 100S • Refer to pages 9-10 for power and lumen maintenance • Refer to Mounting Accessories for details • Intended for indoor applications with mounting height of 10' • Mounts to any American requirements within ARRA • DLC qualified when ordered with PY or SF, optics with 4D LEDs and 525 or 700mA drive current. Please refer to www.designlights.org/QPL for most current information
FLD-228 Type 2 Medium 4E Type 4 Medium Symmetric	2V 2V Flood 4E 4E Flood	09 09 18 18 27 27 36 36	• Available with 1S, optic only	E	UL Universal 120-277V UN Universal 347-480V	BK Black BZ Bronze SV Silver WH White	350 350mA 525 525mA 700 700mA • Available with 9S LEDs only 1050 1050mA • Available with 12S LEDs only	FNL Programmable Multi-Level, 10-20' Mounting Height • Refer to FNL specs sheet for details • Intended for downlight applications at 0° tilt FMLS Programmable Multi-Level, Mounting Height 20-40' • Refer to FMLS specs sheet for details • Intended for downlight applications at 0° tilt ANSI/NEMA Receptacle Location • Intended for downlight applications with maximum mounting height of 10' • Mounts to any American requirements within ARRA ASHRAE Color Temperature • Minimum 70 CRI • Color temperature per luminaire • Minimum 70 CRI

* 1S LED luminaires with Flood drive current and 1M LED luminaires with 700mA require current sourcing. 4V' x 5V' x 7' (1.2'mm x 1.5'mm x 2.1'mm), 4E' (1.2'mm) Center to center of adjacent luminaires, 36" (914mm) luminaire center to edge building measurement

Rev. Date: V3 02/13/2018

US: lighting.cree.com T (800) 236-6800 F (262) 504-5415 Canada: www.cree.com/canada T (905) 672-7234 F (905) 890-7507

FLOOD

PRODUCT INFORMATION

SYMBOL:	QTY:	LABEL:
	6	F

FLD-EDG-40-AA-10-E-UL-XX-525 (CANOPY MOUNT)

	5	F2

FLD-EDG-40-AA-10-E-UL-XX-525 (TENON MOUNT)

Cree Edge™ Series

LED Area/Flood Luminaire

Product Description

The Cree Edge™ Series has a slim, low profile design. Its rugged cast aluminum housing minimizes wind load requirements and features an integral, weathertight LED driver compartment and high performance aluminum heat sinks. Various mounting choices: Adjustable Arm, Direct Arm, Direct Arm Long, or Side Arm (details on page 2), includes a tool-less guard.
Applications: Parking lots, walkways, campuses, car dealerships, office complexes, and internal roadways

Performance Summary

Patented NanoOptic® Product Technology
Made in the U.S.A. of U.S. and imported parts
CRI: Minimum 70 CRI
CCT: 4000K (+/- 300K), 5700K (+/- 500K) standard
Limited Warranty[1]: 10 years on luminaire/10 years on Colorfast DuraGuard™ finish

[1] See http://lighting.cree.com/warranty for warranty terms

Accessories

Field-Installed	
Bird Spikes (SA-BIRDSPK)	Backlight Control Shields (SA-SHELD-x) • Four-pack • Unpainted stainless steel
Hand-Held Remote (SA-SCRDSM)	
• For successful implementation of the programmable multi-level option, a minimum of one hand-held remote is required	

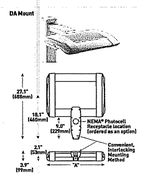

LED Count (x15)	Dim. "A"	Weight
02	12.1" (308mm)	21 lbs. (10kg)
04	13.1" (334mm)	24 lbs. (11kg)
06	14.1" (357mm)	27 lbs. (12kg)
08	15.1" (383mm)	29 lbs. (13kg)
10	16.1" (409mm)	32 lbs. (15kg)
12	20.1" (511mm)	34 lbs. (15kg)
14	22.1" (561mm)	37 lbs. (17kg)
16	24.1" (611mm)	41 lbs. (19kg)

AA/DL/SA Mount – see page 22 for weight & dimensions

Ordering Information

Example: ARE-EDG-24-AA-12-E-UL-SV-350

ARE-EDG								
Product	Optic	Mounting*	LED Count (x15)	E Series	Voltage	Color Options	Drive Current	Options
ARE-EDG 24 Medium 2MD Type 2 Medium 3MD Type 3 Medium wFSLS Type 3 Medium with FSLS 4M Type 4 Medium 5M Type 5 Medium	DMD Direct Mount DLD Direct Long Mount AA Adjustable Arm SA Side Arm (Not for Direct Long Arm)	AA AA Adjustable Arm DA Direct Arm SA Side Arm DL Direct Long Arm DM Direct Mount	02 02 04 04 06 06 08 08 10 10 12 12 14 14 16 16	E	UL Universal 120-277V UN Universal 347-480V	BK Black BZ Bronze SV Silver WH White	350 350mA 525 525mA 700 700mA • Available with 20-40 LEDs	DIM 0-10V Dimming • Control by others • Refer to Dimming specs sheet for details • Can't exceed specified drive current PMS Programmable Multi-Level, 10-20' Mounting Height • Refer to PMS specs sheet for details • Intended for downlight applications at 0° tilt PMLS Programmable Multi-Level, Mounting Height 20-40' • Refer to PMLS specs sheet for details • Intended for downlight applications at 0° tilt ANSI/NEMA Receptacle Location • Intended for downlight applications with maximum mounting height of 10' • Mounts to any American requirements within ARRA ASHRAE Color Temperature • Minimum 70 CRI • Color temperature per luminaire
FLD-EDG 2V 2V Flood 4E 4E Flood 5V 5V Flood	DM Direct Mount							

* Reference CPA and poly configuration catalogs for ordering information on page 7*
NOTE: Price adder may apply depending on configuration

Rev. Date: V6 12/22/2017

US: lighting.cree.com T (800) 236-6800 F (262) 504-5415 Canada: www.cree.com/canada T (905) 672-7234 F (905) 890-7507

WALL MOUNTED

PRODUCT INFORMATION

SYMBOL:	QTY:	LABEL:
	15	W

SEC-EDG-4M-WM-04-E-UL-XX-525

Cree Edge™ Series

LED Security Wall Pack Luminaire

Product Description

The Cree Edge™ wall mount luminaire has a slim, low profile design. The luminaire and caps are made from rugged die cast aluminum with integral, weathertight LED driver compartments and high performance aluminum heat sinks specifically designed for LED applications. Housing is rugged aluminum. Includes a lightweight mounting box for installation over standard and mud ring single gang J-Boxes. Luminaire can also be direct mounted to a wall and surface wired. Secures to wall with four 3/16" (5mm) screws (by others). Conduit entry from top, bottom, sides, and rear. Allows mounting for uplight or downlight. Designed and approved for easy through-wiring. Includes lockthistle guard. Exclusive Colorfast DuraGuard™ finish features an E-Coat epoxy primer with an ultra-durable powder topcoat, providing excellent resistance to corrosion, ultraviolet degradation and abrasion. Black, bronze, silver, and white are available.
Applications: Ground area and security lighting

Performance Summary

Patented NanoOptic® Product Technology
Made in the U.S.A. of U.S. and imported parts
CRI: Minimum 70 CRI
CCT: 4000K (+/- 300K), 5700K (+/- 500K) standard
Limited Warranty[1]: 10 years on luminaire/10 years on Colorfast DuraGuard™ finish

[1] See http://lighting.cree.com/warranty for warranty terms

Accessories

Field-Installed	
Bird Spikes (SA-BIRDSPK)	Hand-Held Remote (SA-SCRDSM) • For successful implementation of the programmable multi-level option, a minimum of one hand-held remote is required

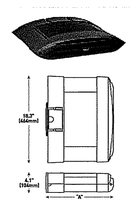

LED Count (x15)	Dim. "A"	Weight
02	9.9" (251mm)	20 lbs. (9.1kg)
04	11.1" (281mm)	22 lbs. (10kg)
06	12.1" (305mm)	25 lbs. (11.4kg)
08	13.1" (330mm)	27 lbs. (12.2kg)
10	15.1" (381mm)	31 lbs. (14.1kg)
12	19.1" (505mm)	32 lbs. (14.5kg)

Ordering Information

Example: SEC-EDG-2M-WM-04-E-UL-SV-700

SEC-EDG								
Product	Optic	WM Wall Mount	LED Count (x15)	E Series	Voltage	Color Options	Drive Current	Options
SEC-EDG 2M Type 2 Medium 3M Type 3 Medium wFSLS Type 3 Medium with FSLS 4M Type 4 Medium 5M Type 5 Medium 4W Type 4 Wide WD Wide Dist.	WM Wall Mount	02 02 04 04 06 06 08 08 10 10 12 12	E	UL Universal 120-277V UN Universal 347-480V	BK Black BZ Bronze SV Silver WH White	350 350mA 525 525mA 700 700mA • Available with 20-80 LEDs	DIM 0-10V Dimming • Control by others • Refer to Dimming specs sheet for details • Can't exceed specified drive current PMS Programmable Multi-Level, 10-20' Mounting Height • Refer to PMS specs sheet for details • Intended for downlight applications at 0° tilt PMLS Programmable Multi-Level, Mounting Height 20-40' • Refer to PMLS specs sheet for details • Intended for downlight applications at 0° tilt ANSI/NEMA Receptacle Location • Intended for downlight applications with maximum mounting height of 10' • Mounts to any American requirements within ARRA ASHRAE Color Temperature • Minimum 70 CRI • Color temperature per luminaire

Rev. Date: V3 09/06/2017

US: lighting.cree.com T (800) 236-6800 F (262) 504-5415 Canada: www.cree.com/canada T (905) 672-7234 F (905) 890-7507

OSQ™ LED Area/Flood Luminaire – Large

Product Specifications

CONSTRUCTION & MATERIALS
- Slim, low profile design minimizes wind load requirements
- Luminaire housing is rugged die cast aluminum with an integral, weathertight LED driver compartment and high performance heat sink
- Convenient interlocking mounting method on direct arm mount. Mounting adapter is rugged die cast aluminum and mounts to 2-4" nominal diameter round pole, secured by two 5/16-18 UNC bolts spaced on 2" (51mm) centers
- Mounting for the adjustable arm mount adapter is rugged die cast aluminum and mounts to 2" (51mm) IPS, 2.375" (60mm) O.D. tenon
- Adjustable arm mount can be adjusted 180° in 2.5° increments
- Designed for uplight and downlight applications
- Exclusive Colorfast DuraGuard™ finish features an E-Coat epoxy primer with an ultra-durable powder topcoat, providing excellent resistance to corrosion, ultraviolet degradation and abrasion. Silver, bronze, black, and white are available
- Weights: 26.5 lbs. (12kg)

ELECTRICAL SYSTEM
- Input Voltages 120-277V or 347-480V, 50/60Hz, Class 1 drivers
- Power Factor: > 0.9 at full load
- Total Harmonic Distortion: < 20% at full load
- Integral 10kV surge suppression protection standard
- When code dictates fusing, a slow blow fuse or type C/D breaker should be used to address inrush current
- 10V Source Currents 0.15mA

REGULATORY & VOLUNTARY QUALIFICATIONS
- cULus Listed
- Suitable for wet locations
- Enclosure rated IP66 per IEC 60529 when ordered without R option
- Consult factory for CE Certified products
- Certified to ANSI C136.31-2001, 3G bridge and overpass vibration standards
- 10kV surge suppression protection tested in accordance with IEEE/ANSI C62.41.2
- Meets FCC Part 15, Subpart B, Class A standards for conducted and radiated emissions
- Luminaire and finish endurance tested to withstand 5,000 hours of elevated ambient salt fog conditions as defined in ASTM Standard B 117
- Meets Buy American requirements within ARRA
- DLC and DLC Premium qualified versions available. Some exceptions apply. Please refer to https://www.designlights.org/search/ for most current information
- RoHS compliant. Consult factory for additional details
- Dark Sky Friendly, IDA Approved when ordered with 30K CCT. Please refer to http://darksky.org/fsa/fsa-products/ for most current information

AA Mount

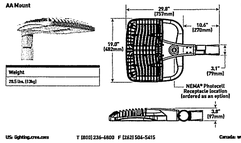

RR/RL Configuration

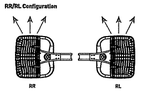

Weight
26.5 lbs. (12kg)

Electrical Data*							
Input Power Designator	System Watts 120-480V	Total Current (A) 120V	208V	240V	277V	347V	480V
T	164	1.41	0.83	0.72	0.62	0.47	0.35
U	215	1.83	1.08	0.93	0.81	0.62	0.45

* Electrical data at 25°C (77°F). Actual wattage may differ by +/- 10% when operating between 120-480V at 50/60Hz.

4SQ Series Ambient Adjusted Lumen Maintenance*						
Ambient	Optic	Initial LMF	25K hr Projected LMF	50K hr Projected LMF	75K hr Calculated LMF	100K hr Calculated LMF
5°C (41°F)	Asymmetric	1.03	1.02	1.01	1.00*	0.97*
	Symmetric	1.05	1.04	1.03	1.02*	0.97
10°C (50°F)	Asymmetric	1.03	1.01	1.00	0.97*	0.94*
	Symmetric	1.04	1.03	1.02	1.01*	1.00*
15°C (59°F)	Asymmetric	1.03	1.00	0.99*	0.96*	0.93*
	Symmetric	1.03	1.02	1.01	1.00*	0.99*
20°C (68°F)	Asymmetric	1.01	0.99	0.98	0.95*	0.92*
	Symmetric	1.01	1.01	1.00	0.99*	0.98*
25°C (77°F)	Asymmetric	1.00	0.98	0.97	0.93*	0.91*
	Symmetric	1.00	0.99	0.98	0.97*	0.95*

* Lumen maintenance values at 25°C (77°F) are calculated per TM-21 based on LM-80 data and in-situ temperature testing. Lumen maintenance values at other temperatures are based on LM-80 data and in-situ temperature testing. Projected lifetime in excess of 36,000 hours is beyond the reach of LM-80 data and therefore is based on the device under testing (DUT) being able to meet or exceed the published L70 data for the luminaire under testing (DUT). For the purpose of LED chip/package/array, the minimum ambient for LM-80 data is 55°C (131°F). Calculated lifetime represent time duration that exceed 36 times LED life (6,144 hours for 4,000 hours LM-80). Actual LED life may differ from the calculated lifetime. Actual lifetime may differ from the calculated lifetime.

Rev. Date: V3 02/13/2018

US: lighting.cree.com T (800) 236-6800 F (262) 504-5415 Canada: www.cree.com/canada T (905) 672-7234 F (905) 890-7507

228 Series™ LED Recessed Canopy Luminaire

Product Specifications

CONSTRUCTION & MATERIALS
- Slim, low profile, easy mounting from below or above the deck
- Luminaire sides are rugged cast aluminum with high performance extruded aluminum heat sinks specifically designed for LED
- Luminaire mounts directly to the canopy deck and is secured in place with compression molded trim frame
- Luminaire is provided with factory applied foam gasket and provides for a weathertight seal between luminaire housing and canopy deck
- Suitable for single or double side canopies with 10" (254mm) or 14" (356mm) wide panels. Designed for canopies of 16-22 gauge (maximum 0.0517 (1.31mm) thickness)
- Weathertight driver compartment is constructed of anodized extruded aluminum with high performance aluminum heat sink for optimal performance
- Integral weathertight junction box with 6.2" (11.6mm) DP (bespoke connection points. Rated for feed through 8 (6 in, 2 out) #12 AWG conductors
- Below ceiling serviceable driver tray for ease of upgrade or replacement
- Field adjustable drive current. Can't exceed drive current specified in part number. Exceptions to 9S LEDs at 350mA which can be adjusted to 525mA
- Exclusive Colorfast DuraGuard™ finish features an E-Coat epoxy primer with an ultra-durable powder topcoat, providing excellent resistance to corrosion, ultraviolet degradation and abrasion. Black, bronze, silver, and white are available
- Weights: See Dimensions and Weight chart on page 1

ELECTRICAL SYSTEM
- Input Voltages 120-277V or 347-480V, 50/60Hz, Class 1 drivers
- Power Factor: > 0.9 at full load
- Total Harmonic Distortion: < 20% at full load
- Integral 10kV surge suppression protection standard
- To address inrush current, slow blow fuse or type C/D breaker should be used

REGULATORY & VOLUNTARY QUALIFICATIONS
- cULus Listed
- Suitable for wet locations
- Meets FCC Part 15 Class A standards for conducted and radiated emissions
- 10kV surge suppression protection tested in accordance with IEEE/ANSI C62.41.2
- Luminaire and finish endurance tested to withstand 5,000 hours of elevated ambient salt fog conditions as defined in ASTM Standard B 117
- Meets Buy American requirements within ARRA
- DLC qualified when ordered with PY or SF, optics with 4D LEDs and 525 or 700mA drive current. Please refer to www.designlights.org/QPL for most current information

Electrical Data*							
LED Count (x15)	System Watts 120-480V	Total Current (A) 120V	208V	240V	277V	347V	480V
350mA							
09	99	0.83	0.48	0.42	0.38	0.29	0.22
525mA							
09	99	0.83	0.48	0.42	0.38	0.29	0.22
18	198	1.65	0.95	0.83	0.73	0.56	0.42
700mA							
09	99	0.83	0.48	0.42	0.38	0.29	0.22
18	198	1.65	0.95	0.83	0.73	0.56	0.42
27	297	2.48	1.43	1.25	1.09	0.84	0.63
36	330	2.75	1.58	1.38	1.21	0.93	0.70
36	396	3.30	1.90	1.65	1.45	1.12	0.84
1050mA							
36	1.10	0.91	0.79	0.70	N/A	N/A	

* Electrical data at 25°C (77°F).

Recommended 228 Series™ Lumen Maintenance Factors (LMF)*					
Ambient	Initial LMF	25K hr Projected LMF	50K hr Projected LMF	75K hr Calculated LMF	100K hr Calculated LMF
5°C (41°F)	1.04	0.99	0.97	0.95	0.93
10°C (50°F)	1.03	0.99	0.96	0.94	0.92
15°C (59°F)	1.02	0.97	0.95	0.93	0.91
20°C (68°F)	1.01	0.96	0.94	0.92	0.90
25°C (77°F)	1.00	0.95	0.93	0.91	0.89

* Lumen maintenance values at 25°C are calculated per TM-21 based on LM-80 data and in-situ temperature testing. Lumen maintenance values at other temperatures are based on LM-80 data and in-situ temperature testing. Projected lifetime in excess of 36,000 hours is beyond the reach of LM-80 data and therefore is based on the device under testing (DUT) being able to meet or exceed the published L70 data for the luminaire under testing (DUT). For the purpose of LED chip/package/array, the minimum ambient for LM-80 data is 55°C (131°F). Calculated lifetime represent time duration that exceed 36 times LED life (6,144 hours for 4,000 hours LM-80). Actual LED life may differ from the calculated lifetime. Actual lifetime may differ from the calculated lifetime.

US: lighting.cree.com T (800) 236-6800 F (262) 504-5415 Canada: www.cree.com/canada T (905) 672-7234 F (905) 890-7507

Cree Edge™ LED Area/Flood Luminaire

Product Specifications

CONSTRUCTION & MATERIALS
- Slim, low profile, minimizing wind load requirements.
- Luminaire sides are rugged die cast aluminum with integral, weathertight LED driver compartment and high performance heat sinks
- DA and DL mount utilizes convenient interlocking mounting method. Mounting is rugged die cast aluminum, mounts to 2-4" (51-102mm) nominal diameter round tenons to pole with (2) 5/16-18 UNC bolts spaced on 2" (51mm) centers
- AA and SA mounts are rugged die cast aluminum and mount to 2" (51mm) IPS, 2.375" (60mm) O.D. tenons
- Includes lockthistle guard
- Exclusive Colorfast DuraGuard™ finish features an E-Coat epoxy primer with an ultra-durable powder topcoat, providing excellent resistance to corrosion, ultraviolet degradation and abrasion. Black, bronze, silver, and white are available
- Weights: See Dimensions and Weight Charts on pages 1 and 22

ELECTRICAL SYSTEM
- Input Voltages 120-277V or 347-480V, 50/60Hz, Class 1 drivers
- Power Factor: > 0.9 at full load
- Total Harmonic Distortion: < 20% at full load
- DA and DL mounts designed with integral weathertight electrical box with terminal strips (T120-277Vx2 for easy power hookup
- Integral 10kV surge suppression protection standard
- When code dictates fusing, a slow blow fuse or type C/D breaker should be used to address inrush current
- Maximum 10V Source Currents 20 LED (350mA): 15mA; 20 LED (525 & 700mA) and 40-80 LED: 0.15mA; 100-160 LED: 0.20mA

REGULATORY & VOLUNTARY QUALIFICATIONS
- cULus Listed
- Suitable for wet locations
- Enclosure rated IP66 per IEC 60529 when ordered without P or R options
- Consult factory for CE Certified products
- Certified to ANSI C136.31-2001, 3G bridge and overpass vibration standards when ordered with AA, DA and DL mounts
- 10kV surge suppression protection tested in accordance with IEEE/ANSI C62.41.2
- Meets FCC Part 15, Subpart B, Class A standards for conducted and radiated emissions
- Luminaire and finish endurance tested to withstand 5,000 hours of elevated ambient salt fog conditions as defined in ASTM Standard B 117
- DLC qualified with select SKUs. Refer to https://www.designlights.org/search/ for most current information
- Meets Buy American requirements within ARRA

Electrical Data*							
LED Count (x15)	System Watts 120-480V	Total Current (A) 120V	208V	240V	277V	347V	480V
350mA							
02	25	0.21	0.12	0.11	0.10	0.08	0.07
04	46	0.38	0.23	0.20	0.18	0.15	0.12
06	66	0.56	0.32	0.28	0.24	0.20	0.15
08	91	0.75	0.44	0.38	0.34	0.26	0.20
10	110	0.92	0.53	0.47	0.41	0.32	0.24
12	130	1.10	0.63	0.55	0.48	0.38	0.28
14	148	1.25	0.72	0.62	0.54	0.42	0.31
16	179	1.49	0.87	0.77	0.68	0.53	0.39
525mA							
02	37	0.30	0.19	0.17	0.14	0.12	0.10
04	70	0.58	0.34	0.31	0.28	0.21	0.16
06	101	0.84	0.49	0.43	0.39	0.30	0.22
08	133	1.11	0.64	0.56	0.51	0.39	0.28
10	171	1.43	0.83	0.74	0.66	0.50	0.36
12	202	1.69	0.98	0.86	0.77	0.59	0.44
14	232	1.94	1.12	0.99	0.87	0.68	0.50
16	265	2.21	1.27	1.11	0.97	0.77	0.56
700mA							
02	50	0.41	0.25	0.22	0.20	0.15	0.12
04	93	0.78	0.44	0.40	0.34	0.27	0.20
06	134	1.14	0.65	0.57	0.50	0.39	0.29

* Electrical data at 25°C (77°F). Actual wattage may differ by +/- 10% when operating between 120-480V at 50/60Hz.

Recommended Cree Edge™ Series Lumen Maintenance Factors (LMF)*					
Ambient	Initial LMF	25K hr Projected LMF	50K hr Projected LMF	75K hr Calculated LMF	100K hr Cal