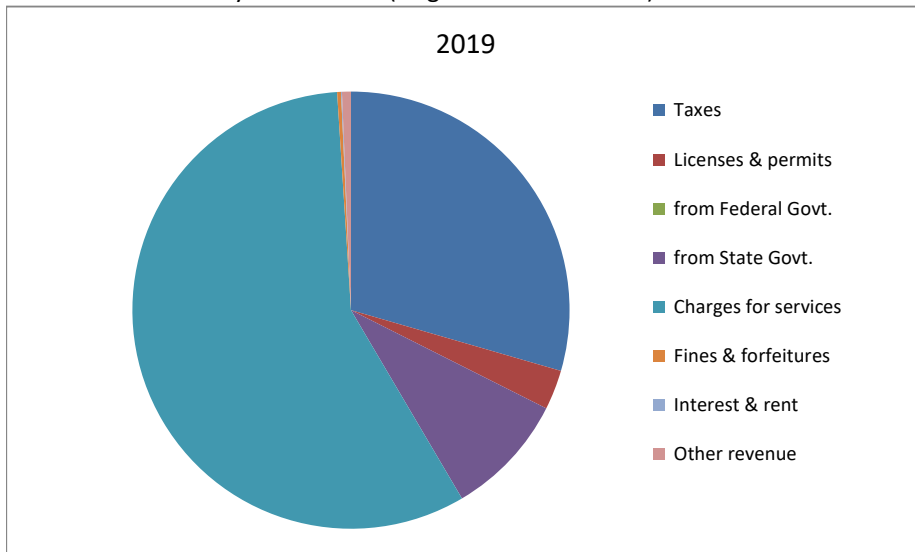


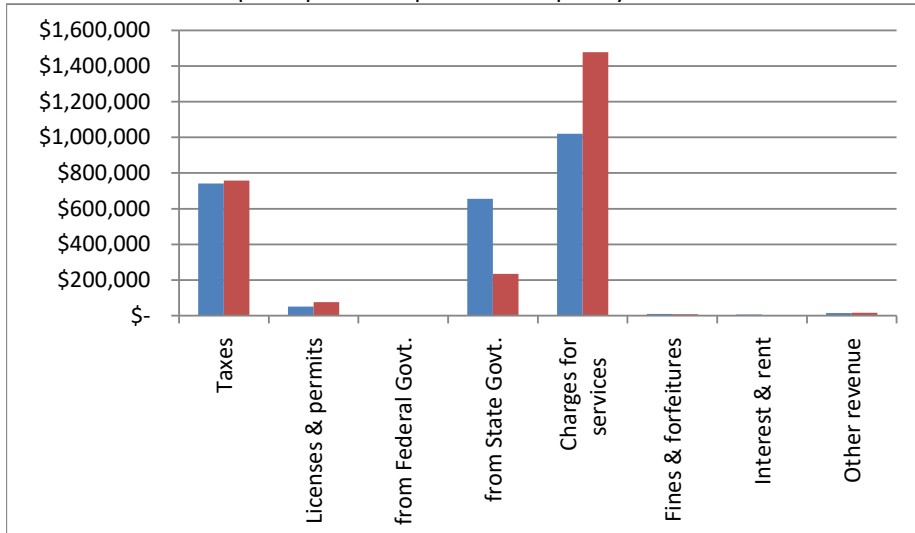
1. Where our money comes from (all governmental funds)



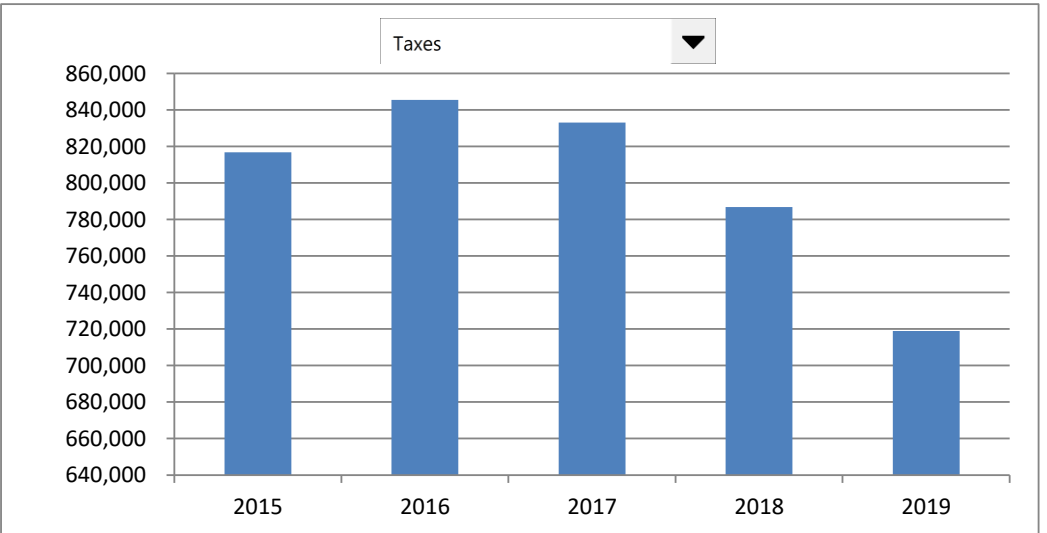
2. Compared to the prior year

	2018	2019	% change
Taxes	\$ 740,770	\$ 758,402	2.38%
Licenses & permits	50,278	75,536	50.24%
from Federal Govt.	-	-	n/a
from State Govt.	655,282	234,200	-64.26%
Charges for services	1,019,899	1,478,102	44.93%
Fines & forfeitures	10,007	7,358	1214.00%
Interest & rent	6,022	1,744	-71.04%
Other revenue	14,911	16,983	13.90%
Net interfund transfers			n/a
Sale of debt or assets			n/a
	<u>\$ 2,497,169</u>	<u>\$ 2,572,325</u>	3.01%

3. Revenue sources per capita - compared to the prior year



4. Historical trends of individual sources

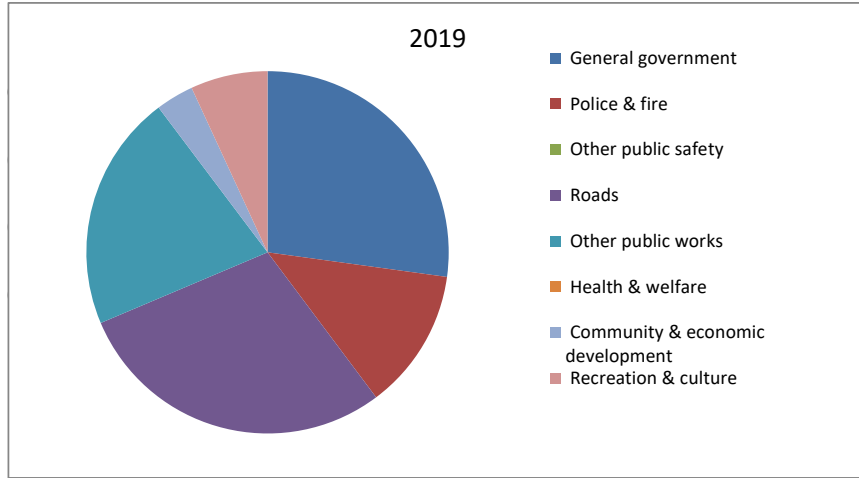


Commentary:

**CITIZENS' GUIDE TO LOCAL UNIT FINANCES - Village of Chesaning (73-3020)**

**EXPENDITURES**

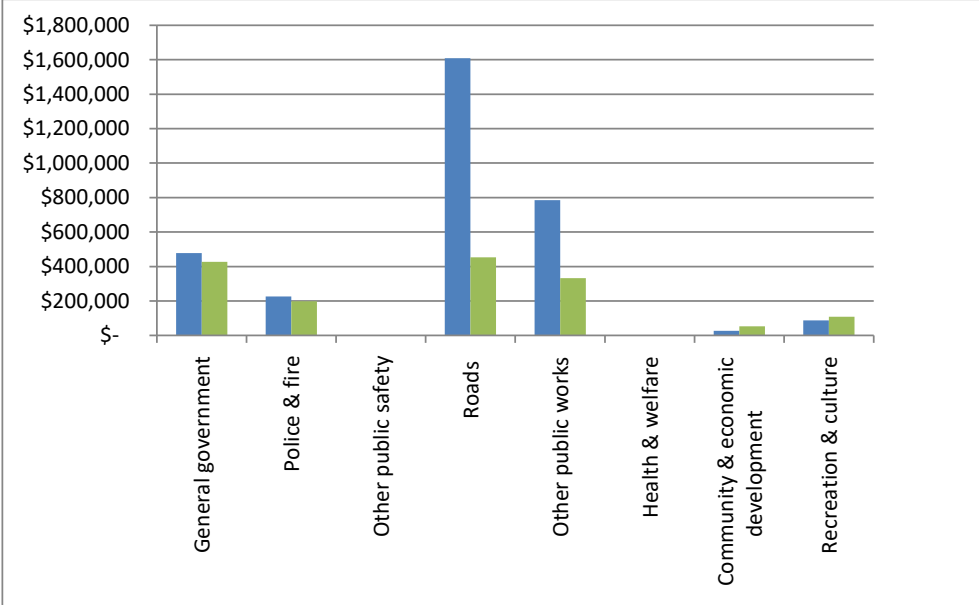
**1. Where we spend our money (all governmental funds)**



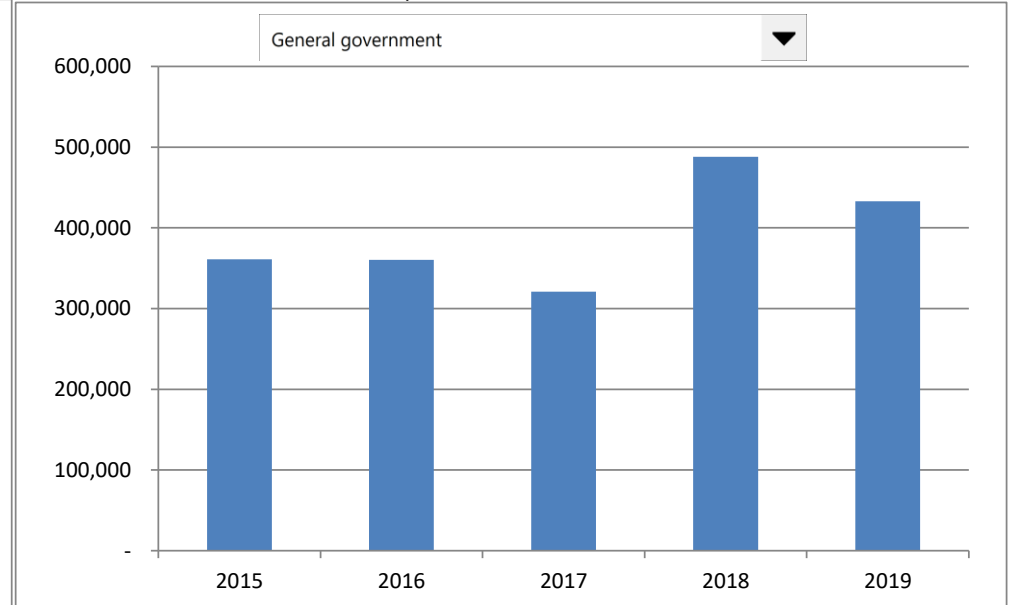
**2. Compared to the prior year**

	2018	2019	% change
General government	\$ 478,005	\$ 426,787	-10.71%
Police & fire	225,854	197,887	-12.38%
Other public safety			n/a
Roads	1,609,293	453,237	-71.84%
Other public works	784,877	331,550	-57.76%
Health & welfare			n/a
Community & economic development	26,654	53,150	99.41%
Recreation & culture	86,943	108,145	24.39%
Capital outlay			n/a
Debt service			n/a
Interfund transfers (net)			n/a
<b>total expenditures</b>	<b>\$ 3,211,626</b>	<b>\$ 1,570,756</b>	<b>-51.09%</b>

**3. Spending per capita - compared to the prior year**



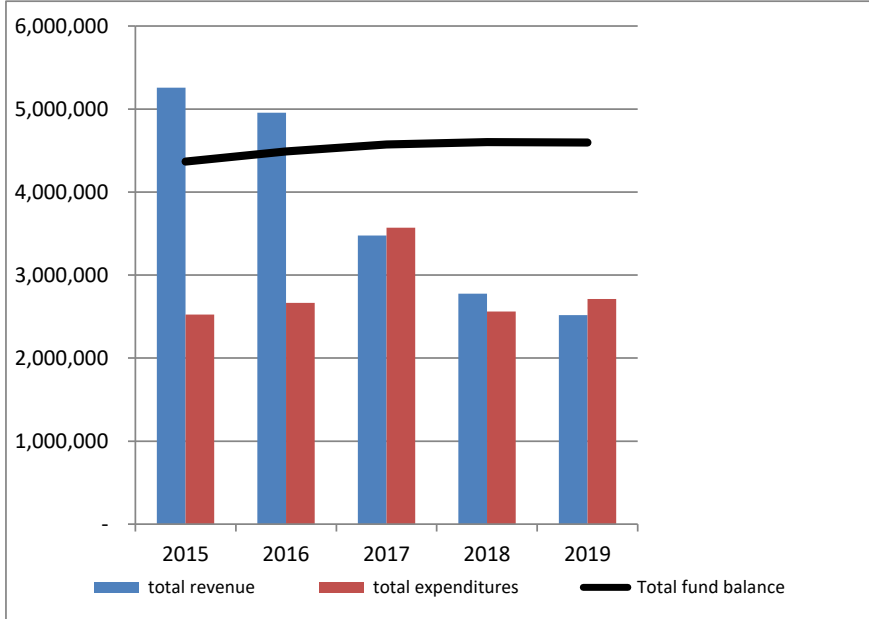
**4. Historical trends of individual departments:**



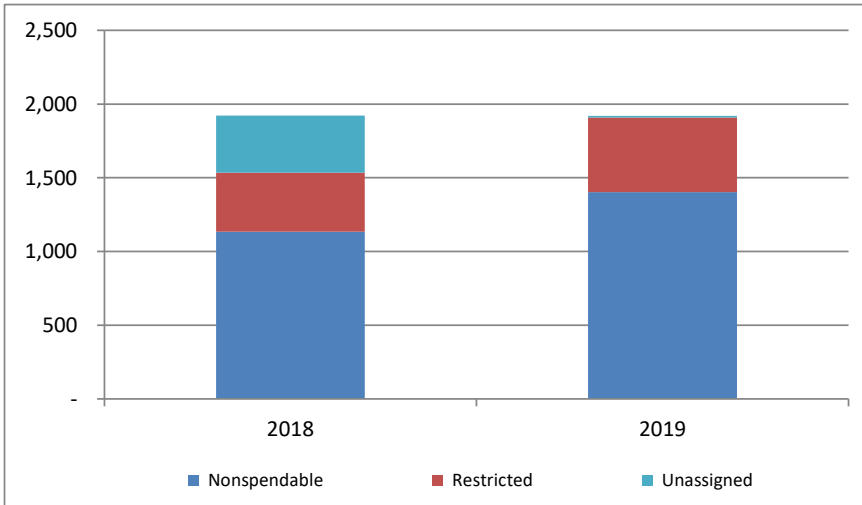
Commentary:

**CITIZENS' GUIDE TO LOCAL UNIT FINANCES - Village of Chesaning (73-3020)**

1. How we have managed our governmental fund resources (fund balance)



3. Fund balance per capita - compared to the prior year

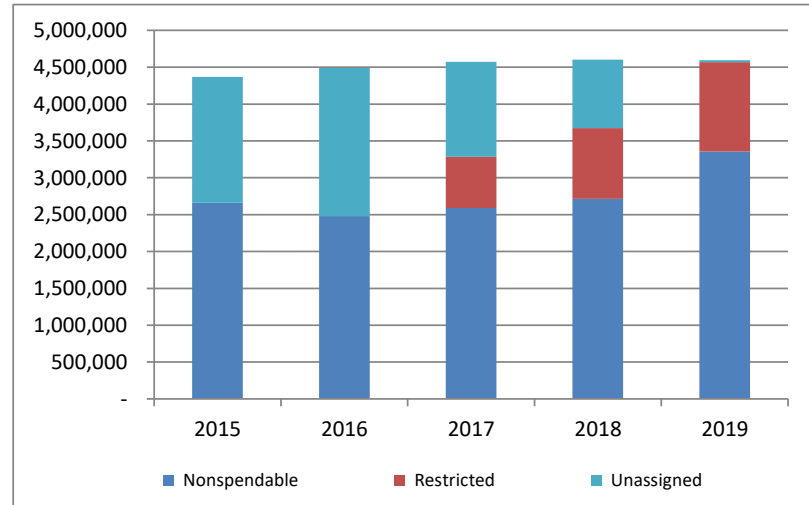


FINANCIAL POSITION

2. Compared to the prior year

	2018	2019	% change
Revenue	2,670,443	3,076,348	15%
Expenditures	3,212,513	2,909,758	-9%
Surplus (shortfall)	(542,070)	166,590	-131%
Fund balance, by component:			
Nonspendable			0%
Restricted			0%
Committed			0%
Assigned			0%
Unassigned	425,830	592,420	39%
total fund balance	425,830	592,420	39%

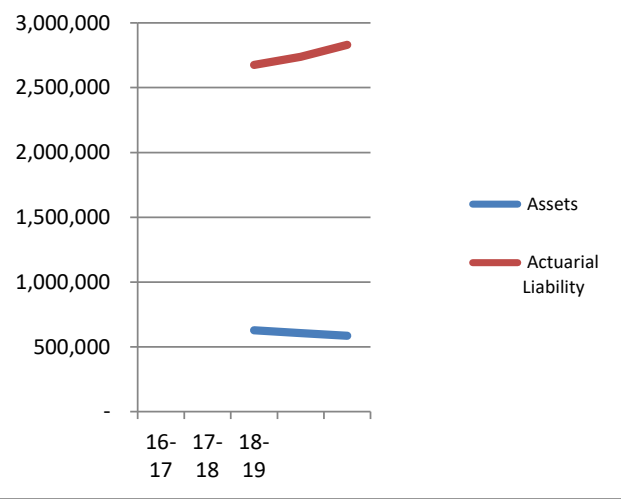
4. Historical trends of individual components



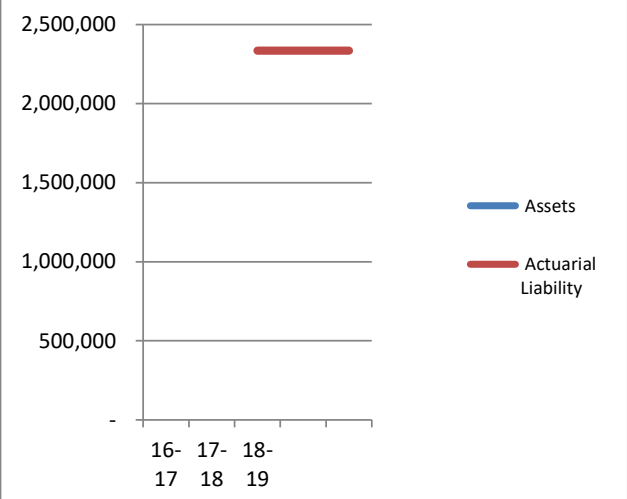
Commentary:

**CITIZENS' GUIDE TO LOCAL UNIT FINANCES - Village of Chesaning (73-3020)**

1. Pension funding status

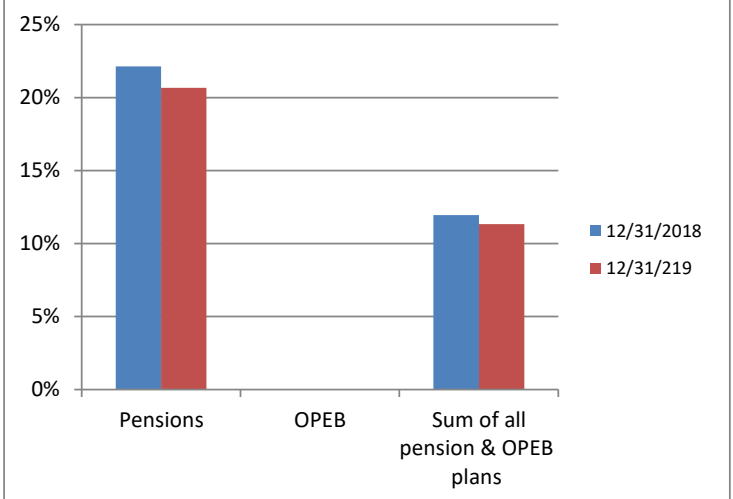


2. Retiree Health care funding status

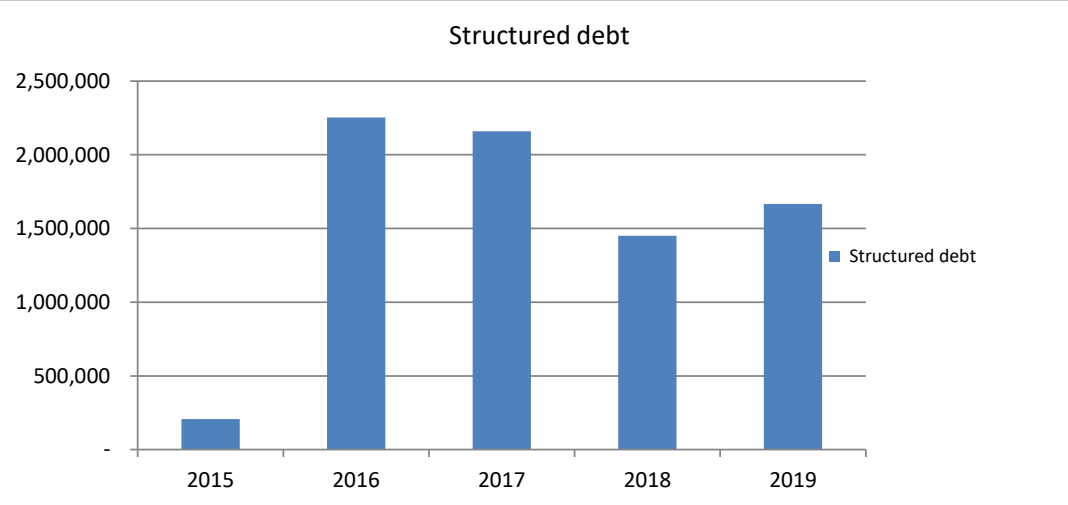


**OTHER LONG TERM OBLIGATIONS**

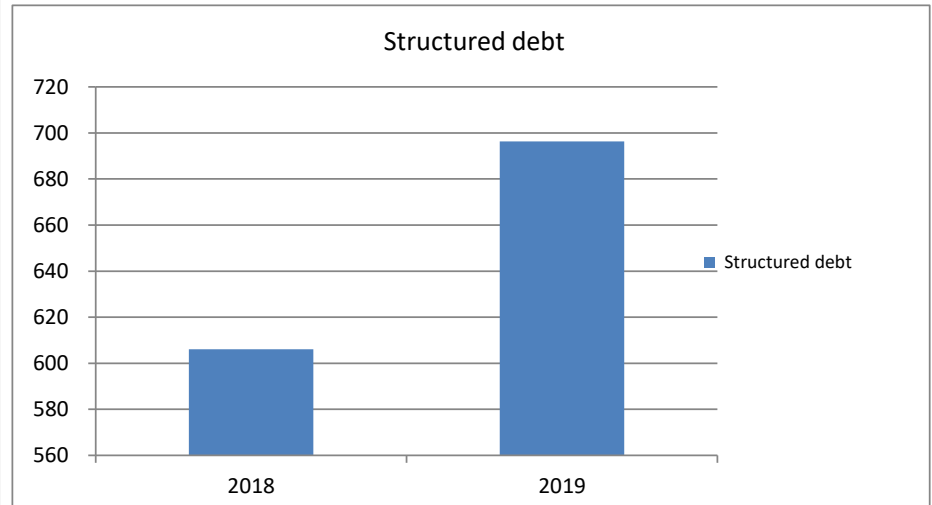
3. Percent funded - compared to the prior year



4. Long Term Debt obligations:



5. Debt & other long term obligations per capita - compared to the prior year



Commentary:

For more information please contact Village Administrator Troy Feltman at 989-845-3800